
**UNITED STATES
SECURITIES AND EXCHANGE COMMISSION**
Washington, DC 20549

SCHEDULE 14A

**PROXY STATEMENT PURSUANT TO SECTION 14(a) OF THE
SECURITIES EXCHANGE ACT OF 1934
(Amendment No.)**

Filed by the Registrant Filed by a party other than the Registrant

Check the appropriate box:

- Preliminary Proxy Statement
- Confidential, for Use of the Commission Only (as permitted by Rule 14a-6(e)(2))**
- Definitive Proxy Statement
- Definitive Additional Materials
- Soliciting Material under §240.14a-12

Tejon Ranch Co.

(Name of Registrant as Specified in Its Charter)

(Name of Person(s) Filing Proxy Statement, if other than the Registrant)

Payment of Filing Fee (Check the appropriate box):

- No fee required
 - Fee computed on table below per Exchange Act Rules 14a-6(i)(1) and 0-11
 - (1) Title of each class of securities to which transaction applies:

 - (2) Aggregate number of securities to which transaction applies:

 - (3) Per unit price or other underlying value of transaction computed pursuant to Exchange Act Rule 0-11 (Set forth the amount on which the filing fee is calculated and state how it was determined):

 - (4) Proposed maximum aggregate value of transaction:

 - (5) Total fee paid:

 - Fee paid previously with preliminary materials.
 - Check box if any part of the fee is offset as provided by Exchange Act Rule 0-11(a)(2) and identify the filing for which the offsetting fee was paid previously. Identify the previous filing by registration statement number, or the Form or Schedule and the date of its filing.
 - (1) Amount Previously Paid:

 - (2) Form, Schedule or Registration Statement No.:

 - (3) Filing Party:

 - (4) Date Filed:

-
-

**4436 Lebec Rd.
Post Office Box 1000
Tejon Ranch, California 93243**

March 28, 2019

Dear Shareholder:

You are cordially invited to attend the Annual Meeting of Shareholders of Tejon Ranch Co. (the "Company") on Wednesday, May 15, 2019, at 9:00 A.M., Pacific Time, at the Balboa Bay Resort, 1221 West Coast Highway, Newport Beach, California 92663. Your Board of Directors and management look forward to greeting those shareholders who are able to attend. If you are planning to attend the meeting in person, you will need to present proof that you own shares of the Company, such as a government-issued photo identification and a proxy card or voting instruction form with your name on it.

The Notice of Annual Meeting and Proxy Statement, which contain information concerning the business to be transacted at the meeting, appear in the following pages.

It is important that your shares be represented and voted at the meeting, whether or not you plan to attend. Please vote on the enclosed proxy at your earliest convenience.

Your interest and participation in the affairs of the Company are greatly appreciated.

Sincerely,

Gregory S. Bielli,
President and Chief Executive Officer

TEJON RANCH CO.
NOTICE OF ANNUAL MEETING OF SHAREHOLDERS
on
May 15, 2019

The Annual Meeting of Shareholders of Tejon Ranch Co. (the “Company” or “Tejon” or referred to as “we”, “us”, “our” or words of similar import in this Proxy Statement) will be held at the Balboa Bay Resort, 1221 West Coast Highway, Newport Beach, California, 92663 on Wednesday, May 15, 2019, at 9:00 A.M., Pacific Time, for the following purposes:

1. To elect the two directors named in this Proxy Statement.
2. To ratify the appointment of Deloitte & Touche LLP as the Company’s independent registered public accounting firm for fiscal year 2019.
3. To approve named executive officer compensation on an advisory basis.
4. To transact such other business as may properly come before the meeting or any adjournment thereof.

The nominees of the Board of Directors of the Company for election at the meeting are Steven A. Betts and Daniel R. Tisch.

The Board of Directors of the Company recommends that you vote (i) “FOR” the election of each of the nominees; (ii) “FOR” the ratification of the appointment of Deloitte & Touche LLP; and (iii) “FOR” the approval of named executive officer compensation.

The Board of Directors has fixed the close of business on March 20, 2019 as the record date for the determination of shareholders entitled to notice of and to vote at the meeting.

Your attention is directed to the accompanying Proxy Statement. To ensure that your shares are represented at the meeting, please date, sign, and mail the enclosed proxy card, for which a return envelope is provided, or vote your proxy by telephone or the Internet, the instructions for which are provided on the enclosed proxy card.

Please note that if your shares are held by a broker, bank, or other holder of record, your broker, bank or other holder of record will NOT be able to vote your shares with respect to Proposal 1 or Proposal 3 unless you provide them with directions on how to vote. We strongly encourage you to return the voting instruction form provided by your broker, bank, or other holder of record or utilize your broker’s telephone or Internet voting if available and exercise your right to vote as a shareholder.

For the Board of Directors,

NORMAN J. METCALFE,
Chairman of the Board

ALLEN E. LYDA, Chief Operating
Officer, Assistant Secretary

Tejon Ranch, California
April 4, 2019

PLEASE MARK YOUR INSTRUCTIONS ON THE ENCLOSED PROXY, SIGN AND DATE THE PROXY, AND RETURN IT IN THE ENCLOSED POSTAGE PAID ENVELOPE. ALTERNATIVELY, PLEASE VOTE YOUR PROXY BY TELEPHONE OR THE INTERNET. PLEASE VOTE YOUR PROXY EVEN IF YOU PLAN TO ATTEND THE ANNUAL MEETING. IF YOU ATTEND THE MEETING AND WISH TO DO SO, YOU MAY VOTE YOUR SHARES IN PERSON EVEN IF YOU HAVE PREVIOUSLY SUBMITTED YOUR PROXY.

2019 Notice of
Annual Meeting of
Shareholders
and Proxy
Statement

Table of Contents of the Proxy Statement

Solicitation of Proxies	1
Record Date	1
Proposal No. 1 The Election of Directors	6
Proposal No. 2 The Ratification of the Appointment of Independent Registered Public Accounting Firm	7
Proposal No. 3 Advisory Vote to Approve Executive Compensation	9
Board of Directors	11
Corporate Governance Matters	16
Committees of the Board	17
Code of Business Conduct and Ethics and Corporate Governance Guidelines	20
Succession Planning	20
Board's Role in Risk Oversight	20
Compensation Discussion and Analysis	22
Stock Ownership	61
Report of the Audit Committee	64
Other Matters	65

TEJON RANCH CO.
Post Office Box 1000
Tejon Ranch, California 93243
PROXY STATEMENT
Annual Meeting of Shareholders
May 15, 2019

Important Notice Regarding the Availability of Proxy Materials for the Annual Meeting of Shareholders To Be Held on May 15, 2019

The Proxy Statement and accompanying Annual Report to Shareholders and Annual Report on Form 10-K are available at www.tejonranch.com or at <http://materials.proxyvote.com/879080>

This Proxy Statement is being furnished in connection with the solicitation of proxies by the Company for use at the Annual Meeting of Shareholders to be held on May 15, 2019 (the "2019 Annual Meeting").

It is anticipated that the mailing of this Proxy Statement and accompanying form of Proxy to shareholders will begin on or about April 4, 2019.

SOLICITATION OF PROXIES

At the meeting, the shareholders of the Company will be asked to vote on the following matters: (1) the election of the two directors named in this Proxy Statement, (2) the ratification of the appointment of Deloitte & Touche LLP as the Company's independent registered public accounting firm for fiscal year 2019, (3) an advisory vote to approve executive compensation, and (4) such other business as may properly come before the meeting. The Company's Board of Directors (the "Board") is asking for your proxy for use at the 2019 Annual Meeting. Although management does not know of any other matter to be acted upon at the meeting, shares represented by valid proxies will be voted by the persons named on the proxy in accordance with their best judgment with respect to any other matters which may properly come before the meeting.

The costs for this proxy solicitation will be paid by the Company. Following the mailing of this Proxy Statement, directors, officers, and regular employees of the Company may solicit proxies by mail, telephone, e-mail, or in person; such persons will receive no additional compensation for such services. Brokerage houses and other nominees, fiduciaries and custodians nominally holding shares of record will be requested to forward proxy soliciting material to the beneficial owners of such shares and will be reimbursed by the Company for their charges and expenses in connection therewith at the rates approved by the New York Stock Exchange ("NYSE").

RECORD DATE AND VOTING

General Information

Holders of shares of the Company's Common Stock, par value \$0.50 (the "Common Stock") of record at the close of business on March 20, 2019 (the "Record Date") are entitled to notice of, and to vote at, the meeting. There were 26,025,008 shares of Common Stock outstanding on the Record Date. Each shareholder is entitled to one vote for each share of Common Stock held as of the Record Date on all matters presented at the 2019 Annual Meeting other than the election of directors. Each shareholder may appoint only one proxy holder or representative to attend the meeting on his or her behalf. A shareholder of record giving a proxy may revoke it at any time before it is voted by filing with the Company's Secretary a written notice of revocation or by submitting a later-dated proxy via the Internet, by telephone, or by mail. Unless a proxy is revoked, shares represented by a proxy will be voted in accordance with the voting instructions on the proxy, and on matters for which no voting

[Table of Contents](#)

instructions are given, shares will be voted “FOR” the election of each nominee and “FOR” Proposals 2 and 3. If you hold shares in a stock brokerage account or by a bank or other holder of record, you must follow the instructions of your broker, bank, or other holder of record to change or revoke your voting instructions.

Broker Non-Votes

If your shares are held in a stock brokerage account or by a bank or other holder of record, you are considered to be the “beneficial owner” of those shares. As the beneficial owner, you have the right to instruct your broker, bank, or other holder of record how to vote your shares. If you do not provide instructions, your broker, bank or other holder of record will not have the discretion to vote with respect to certain matters, and your shares will constitute “broker non-votes” with respect to those matters. A “broker non-vote” occurs when a nominee holding shares for a beneficial owner does not vote on a particular proposal because the nominee does not have discretionary voting power for that particular item and has not received instructions from the beneficial owner. Specifically, your broker, bank, or other holder of record will not have the discretion to vote with respect to Proposal 1 or Proposal 3, but will have discretion to vote on Proposal 2. **Therefore, we strongly encourage you to follow the voting instructions on the materials you receive.**

Quorum

The holders of record of a majority of the Common Stock entitled to vote at the 2019 Annual Meeting must be present at the 2019 Annual Meeting, either in person or by proxy, in order for there to be a quorum at the 2019 Annual Meeting. Shares of Common Stock with respect to which the holders are present in person at the 2019 Annual Meeting, but not voting, and shares of Common Stock for which we have received proxies, but with respect to which the holders of the shares have abstained from voting, will be counted as present at the 2019 Annual Meeting for the purpose of determining whether or not a quorum exists. Broker non-votes will also be counted as present for the purpose of determining whether a quorum exists. Shareholders cannot abstain in the election of directors, but they can withhold authority. Shareholders who withhold authority will be considered present for purposes of determining a quorum.

Voting Requirements

For Proposal 1 (election of directors), the two (2) candidates receiving the highest number of affirmative votes at the 2019 Annual Meeting (also referred to as a plurality) will be elected as directors. Shareholders will be able to cumulate their vote in the election of directors. Cumulative voting means that each shareholder is entitled to a number of votes equal to the number of directors to be elected multiplied by the number of shares he or she holds. These votes may be cast for one nominee or distributed among two or more nominees. To exercise the right to cumulate votes, a shareholder must provide written instructions on the proxy card stating how the shareholder wishes to have his or her votes distributed. Withheld votes and broker non-votes will not be counted as participating in the voting and will therefore have no effect for purposes of Proposal 1.

Approval of Proposal 2 (the ratification of Deloitte & Touche LLP as our independent registered public accounting firm) will require the affirmative vote of the holders of a majority of the shares of Common Stock present in person or represented by proxy and entitled to vote at the 2019 Annual Meeting. Abstentions will be counted as present and will thus have the effect of a vote against Proposal 2.

Approval of Proposal 3 (the advisory vote to approve executive compensation) will require the affirmative vote of the holders of a majority of the shares of Common Stock present in person or represented by proxy and entitled to vote at the 2019 Annual Meeting. Abstentions will be counted as present and will thus have the effect of a vote against Proposal 3. Broker non-votes will not be counted as participating in the voting and will therefore have no effect for purposes of Proposal 3.

Pursuant to Delaware corporate law, the actions contemplated to be taken at the 2019 Annual Meeting do not create appraisal or dissenters’ rights.

Proxy Summary

2018 Performance Highlights

In determining the 2018 compensation for our named executive officers, “NEOs”, the Compensation Committee of the Board considered the contributions of each of our executive officers to the Company’s strategy related to revenue, cash management, continued expansion of the Tejon Ranch Commerce Center (“TRCC”) and moving our residential development projects through the mapping and entitlement process. The Compensation Committee considered these items with a particular emphasis on the following areas:

Our Mission and Objectives

We are a diversified real estate development and agribusiness company committed to responsibly using our land and resources to meet the housing, employment, and lifestyle needs of Californians and create value for our shareholders. Currently operations consist of land planning and entitlement, land development, commercial land sales and leasing, leasing of land for mineral royalties, water asset management and sales, grazing leases, farming, and ranch operations.

Our primary business objective is to maximize long-term shareholder value through the monetization of our land-based assets. A key element of our strategy is to entitle and then develop large-scale mixed-use master planned residential and commercial/industrial real estate projects to serve the growing populations of Southern and Central California. Our mixed-use master planned residential developments have been, or are in the process of being, approved or re-approved to collectively include up to 34,783 housing units, and more than 35 million square feet of commercial space.

Executing on our Strategy—2018 Company Highlights

- In December 2018, the Company achieved a pivotal milestone in our regional development efforts: the Los Angeles County Board of Supervisors voted 4-1 in favor of our plan to develop Centennial at Tejon Ranch, taking the first step in a two-step process toward approving the mixed-use community. Los Angeles County utilizes a two-step project approval process, which requires a second hearing to deal with administrative actions such as approvals of a variety of related resolutions and findings of fact.
- During 2018, we submitted for approval to Kern County the design plan for the first phase of Farm Village, a 160,000 square foot commercial center and community gathering place for Mountain Village residents and visitors. The approved first phase of this development consists of 53,000 square feet.
- In November 2018, we announced a third joint venture agreement with Majestic Realty Co. (“Majestic”), to build a 579,040 square foot speculative industrial building at TRCC. The new building will be located next to the 480,480 square foot building Tejon and Majestic constructed in 2017 and is now 100% leased to Dollar General and L’Oreal USA in 2018. As we enter the construction phase in 2019, the new building is approximately 67% pre-leased.

2018 Operational and Financial Results

- For 2018, net income attributable to common shareholders was \$4,255,000, representing net income per common share of \$0.16, compared with a loss of \$1,797,000, or a loss per common share of \$0.08, for fiscal 2017. Factors driving the improvement include an increase in mineral resource revenues of \$8,412,000 resulting from more sales opportunities for water in 2018 when compared to 2017, and an

increase in farming revenues of \$2,129,000 resulting from improved pistachio sales. From an expense perspective, expenses increased \$2,410,000, primarily as a result of an increase in costs of \$3,100,000 stemming from increased water sales.

- Revenues and other income, including equity in unconsolidated joint ventures, were \$50,738,000 in fiscal 2018, an increase of \$11,069,000, or 28%, compared to revenue and other income of \$39,669,000 in fiscal 2017. Commercial/industrial revenues declined slightly year-over-year, as improved lease revenue from core assets were offset by a decline in land sales revenue as we did not have any land sales in 2018. As noted above, mineral resource segment revenues improved due to a \$7,888,000 increase in water sales and a \$619,000 increase in oil and gas revenues, as result of improved oil prices. Farming revenues improved by \$2,129,000 due to record high pistachio yields that led to a year-over-year improvement in pistachio revenues of \$3,357,000, which was partially offset by a decline in almond revenue due to lower almond crop yields, as fewer almond acres were in production during 2018 as a result of the Company's decision to redevelop existing almond units. Please refer to our 2018 Annual Report on Form 10-K for additional details regarding our 2018 operations. See the following chart for a summary of revenues.

	<u>2018</u>	<u>2017</u>
Total operating revenues	\$45,619,000	\$ 35,255,000
Total other income, net	1,285,000	187,000
Equity in earnings of unconsolidated joint ventures, net	<u>3,834,000</u>	<u>4,227,000</u>
Total Revenue and Other Income	<u>\$50,738,000</u>	<u>\$ 39,669,000</u>

Internally, our management's performance is measured using a non-GAAP (U.S. generally accepted accounting principles) revenue number. Total Revenue and Other Income, is a non-GAAP revenue number, that includes total sales proceeds from real estate sales rather than the GAAP presentation of other income recognizing only the gain on sales from investment real estate. We believe disclosure of this non-GAAP information is useful to investors because it shows what results are taken into account in evaluating management. There were no adjustments for 2018 and 2017 revenues related to gains on the sale of investment real estate.

Forward Looking Statement

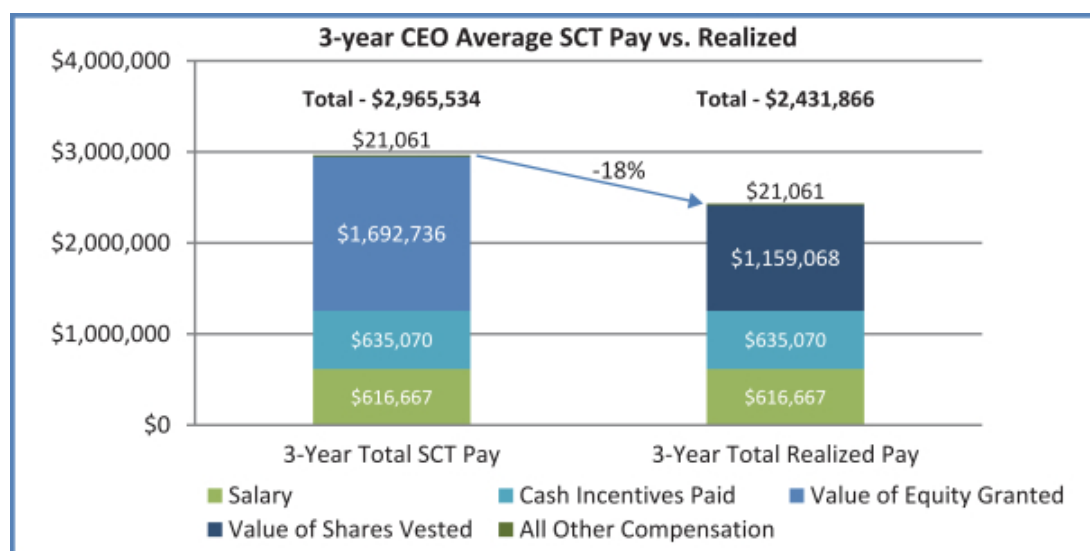
This document contains "forward-looking statements"—that is, statements related to future events that by their nature address matters that are, to different degrees, uncertain. We caution you not to place undue reliance on these forward-looking statements. These forward-looking statements are not a guarantee of future performance and are subject to assumptions and involve known risks, uncertainties and other important factors that could cause the actual results, performance or achievement of the Company, or industry results, to differ materially from any future results, performance or achievement imposed by such forward-looking statements. For details on the uncertainties that may cause our actual future results to be materially different than those expressed in our forward-looking statements, see the "Forward-Looking Statements" section in our annual report on Form 10-K and quarterly reports on Form 10-Q. We do not undertake to update our forward-looking statements. This document also includes certain forward-looking projected financial information that is based on current estimates and forecasts. Actual results could differ materially.

2018 Compensation Summary

Our 2018 compensation program reflects our pay-for-performance philosophy. The short-term incentives paid to all our executives were above target, ranging from 128%—137% of target. Adjusted EBITDA and adjusted revenue, the metrics used for purposes of our short-term incentives, improved significantly from the previous year due to the improvements in revenue as described above.

For the 2016-2018 three-year milestone grants, the goal for cumulative cash from operations was \$41,274,000, and goal achievement was 90.37% of the target objective, with actual cash from operations of \$37,298,000. These grants vested and were delivered in March 2019 after approval by the Compensation Committee.

- 2016-2018 realized pay for our CEO was 18% below pay as disclosed in the Summary Compensation Tables for such years because of the difference between the grant date fair value of equity awards granted during the period versus the actual value of equity that vested over the same period. This difference reflects the decrease in stock value realized over the period and the design of our compensation programs that emphasize long-term awards.



Shareholder Engagement

At our 2018 Annual Meeting, shareholders expressed support for our executive compensation program, with 62.6% of shareholders casting votes in favor of the advisory vote proposal. Our shareholder outreach efforts since the 2018 Annual Meeting are summarized below:

- Engaged with investors representing over 40% of our shares outstanding and received the following feedback:
- Investors would benefit from more information regarding our business model as it relates to real estate segments and the process of the land entitlement
- Including stock return metrics in our compensation plans would be helpful
- Our proxy disclosures could be enhanced with respect to performance results against prior year

Our responses to this and other investor feedback are described on page 26.

PROPOSAL 1

THE ELECTION OF DIRECTORS

The Board currently consists of nine directors divided into three classes based upon when their terms expire. The terms of three current directors (Class I) will expire at the 2021 Annual Meeting, the terms of three current directors (Class II) will expire at the 2019 Annual Meeting, and the terms of three current directors (Class III) will expire at the 2020 Annual Meeting. The regular term of each director expires at the third Annual Meeting following the Annual Meeting at which that director was elected, so that each director serves a three-year term, although directors continue to serve until their successors are elected and qualified, unless the authorized number of directors has been decreased.

The nominees of the Board for election at the 2019 Annual Meeting to serve as Class II Directors are Steven A. Betts and Daniel R. Tisch, and both are presently directors. Robert A. Alter, who has served as a Class II Director since 2014, informed the Board in March that he did not intend to stand for reelection at the 2019 Annual Meeting and as such was not nominated to stand for reelection. On March 13, 2019 the Board of Directors of the Company amended the Bylaws to decrease the number of Directors from 9 to 8. The Bylaw amendment will be effective immediately following the adjournment of the 2019 Annual Meeting.

Nominations of persons for election to the Board by shareholders must be made pursuant to timely written notice to the Secretary of the Company pursuant to, and contain the information required by, the Company's Certificate of Incorporation and Bylaws. See "Shareholder Proposals for 2020 Annual Meeting" for additional information on the procedure for shareholder nominations.

Except as noted below, each proxy solicited by and on behalf of the Board will be voted "FOR" the election of the nominees named above (unless such authority is withheld as provided in the proxy), and unless otherwise instructed, one-half of the votes to which the shareholder is entitled will be cast for each of the nominees. All of the nominees of the Board have consented to being named in this Proxy Statement and to serve if elected. In the event that any one or more of the nominees shall become unable to serve or for good cause refuse to serve as director (an event which is not anticipated), the proxy holders will vote for substitute nominees in their discretion. If one or more persons other than those named below as nominees for the 2019 Annual Meeting are nominated as candidates for director by persons other than the Board, the enclosed proxy may be voted in favor of any one or more of said nominees of the Board and in such order of preference as the proxy holders may determine in their discretion.

Brokers do not have discretion to vote on this proposal without your instruction. Therefore, if you are a beneficial owner and you do not instruct your broker how to vote on this proposal, your shares will not be voted on this proposal.

**THE BOARD UNANIMOUSLY RECOMMENDS THAT YOU VOTE "FOR" EACH OF THE
NOMINEES NAMED ABOVE FOR ELECTION AS A DIRECTOR.**

PROPOSAL 2

THE RATIFICATION OF THE APPOINTMENT OF INDEPENDENT REGISTERED PUBLIC ACCOUNTING FIRM

On March 18, 2019, the Audit Committee appointed Deloitte & Touche LLP as the Company's independent registered public accounting firm for the fiscal year ending December 31, 2019.

Representatives of Deloitte & Touche LLP are expected to be present at the 2019 Annual Meeting and will have an opportunity to make a statement if they wish and will be available to respond to appropriate questions from shareholders.

Shareholder Ratification of the Appointment of Independent Registered Public Accounting Firm

We are asking our shareholders to ratify the selection of Deloitte & Touche LLP as our independent registered public accounting firm. Although ratification is not required by our certificate of incorporation, bylaws or otherwise, the Board is submitting the selection of Deloitte & Touche LLP to our shareholders for ratification as a matter of good corporate practice. In the event that shareholders do not ratify the appointment of Deloitte & Touche LLP, the appointment may be reconsidered by the Audit Committee and the Board. Even if the selection is ratified, the Audit Committee may, in its discretion, select a different independent registered public accounting firm at any time during the year if it determines that such a change would be in the best interests of the Company and our shareholders.

Dismissal of Ernst & Young LLP/ Prior Independent Registered Public Accounting Firm

As previously disclosed in the Company's Current Report on Form 8-K filed on March 21, 2019, Ernst & Young LLP served as the Company's independent registered public accounting firm for the year ended December 31, 2018, and until March 18, 2019, when the Audit Committee dismissed Ernst & Young LLP. The decision to change our independent registered public accounting firm was recommended and approved by the Audit Committee.

The reports of Ernst & Young LLP on the Company's financial statements for each of fiscal years ended December 31, 2018 and December 31, 2017 did not contain an adverse opinion or a disclaimer of opinion, nor were they qualified or modified as to uncertainty, audit scope or accounting principles.

During the fiscal years ended December 31, 2018 and December 31, 2017, and the subsequent interim period through March 18, 2019, there were no disagreements (as that term is defined in Item 304(a)(1)(iv) of Regulation S-K and related instructions) between the Company and Ernst & Young LLP on any matter of accounting principles or practices, financial statement disclosure or auditing scope or procedures which disagreements, if not resolved to the satisfaction of Ernst & Young LLP would have caused Ernst & Young LLP to make reference thereto in their reports on the financial statements for such years.

As disclosed in the Company's Current Report on Form 8-K filed March 21, 2019, the Company provided Ernst & Young LLP with a copy of the disclosures it made in the Form 8-K (which are repeated above) and requested that Ernst & Young LLP furnish the Company with a letter addressed to the SEC stating whether it agrees with the statements contained herein. A copy of Ernst & Young LLP's letter, dated March 21, 2019, is filed as Exhibit 99.1 to the Company's Current Report on Form 8-K filed on March 21, 2019.

During the fiscal years ended December 31, 2018 and December 31, 2017, and the subsequent interim period through March 18, 2019, neither the Company, nor anyone acting on its behalf, consulted with Deloitte & Touche LLP regarding: (i) the application of accounting principles to a specified transaction, either completed or proposed, or the type of audit opinion that may be rendered on the Company's financial statements, and

[Table of Contents](#)

Deloitte & Touche LLP did not provide either a written report or oral advice to the Company that was an important factor considered by the Company in reaching a decision as to the accounting, auditing or financial reporting issue, or (ii) any matter that was either the subject of a disagreement (as defined in Item 304(a)(1)(iv) of Regulation S-K and the related instructions) or a reportable event (as described in Item 304(a)(1)(v) of Regulation S-K).

Audit Fees and Services

Audit Fees. Ernst & Young LLP was the Company's independent registered public accounting firm for the years ended December 31, 2018 and December 31, 2017. The aggregate fees billed by Ernst & Young LLP for professional services rendered for the audit of the Company's annual financial statements for the year ended December 31, 2018 and for the reviews of the financial statements included in the Company's Forms 10-Q for the year ended December 31, 2018 were \$676,725. The aggregate fees billed by Ernst & Young LLP for professional services rendered for the audit of the Company's annual financial statements for the year ended December 31, 2017 and for the reviews of the financial statements included in the Company's Forms 10-Q for the year ended December 31, 2017 were \$615,800.

Audit-Related Fees. The aggregate fees billed for assurance and related services by Ernst & Young LLP that were reasonably related to the performance of the audit or review of the Company's financial statements, including fees for the performance of audits and attest services not required by statute or regulations; audits of the Company's employee benefit plans; due diligence activities related to investments; and accounting consultations about the application of generally accepted accounting principles to proposed transactions (collectively, the "Audit-Related Fees"), for the year ended December 31, 2018 were \$0. The Audit-Related Fees billed by Ernst & Young LLP for the year ended December 31, 2017 were \$56,500.

Tax Fees. The aggregate fees billed by Ernst & Young LLP for tax compliance, advice, and planning services for the year ended December 31, 2018 were \$86,653. The aggregate fees billed by Ernst & Young LLP for tax compliance, advice and planning services for the year ended December 31, 2017 were \$102,126. All fees billed for both 2018 and 2017 were solely related to compliance and planning services for tax return preparation.

All Other Fees. The aggregate other fees billed by Ernst & Young LLP for 2018 were \$2,000. For 2017, Ernst & Young LLP did not bill for any other services.

The Audit Committee Charter requires that the Audit Committee pre-approve all services performed by the Company's outside auditor. To fulfill this requirement, the Company's independent registered public accounting firm provides a proposal to the Audit Committee for all services it proposes to provide, and the Audit Committee then takes such action on the proposal as it deems advisable. During the years ended December 31, 2018 and 2017, 100% of the services provided by Ernst & Young LLP were pre-approved by the Audit Committee.

THE BOARD RECOMMENDS A VOTE "FOR" RATIFICATION OF THE APPOINTMENT OF DELOITTE & TOUCHE LLP AS THE COMPANY'S INDEPENDENT REGISTERED PUBLIC ACCOUNTING FIRM FOR FISCAL YEAR 2019.

PROPOSAL 3

ADVISORY VOTE TO APPROVE EXECUTIVE COMPENSATION

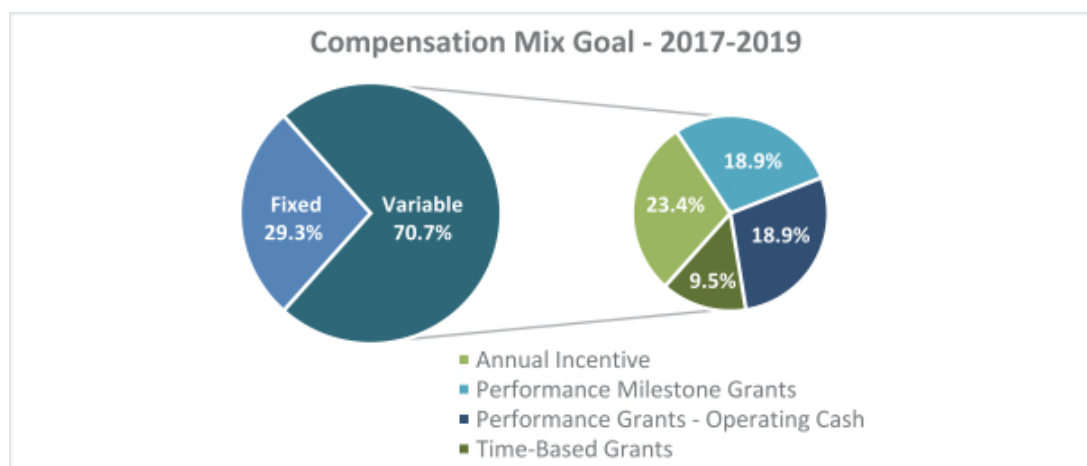
In accordance with Section 14A of the Securities Exchange Act of 1934, (the “Exchange Act”), we are asking shareholders to approve on an advisory basis the compensation paid to the Company’s NEOs, as disclosed in this Proxy Statement on pages 22 to 59. This vote is not intended to address any specific item of compensation, but rather the overall compensation of the Company’s NEOs and the policies and practices described in this Proxy Statement.

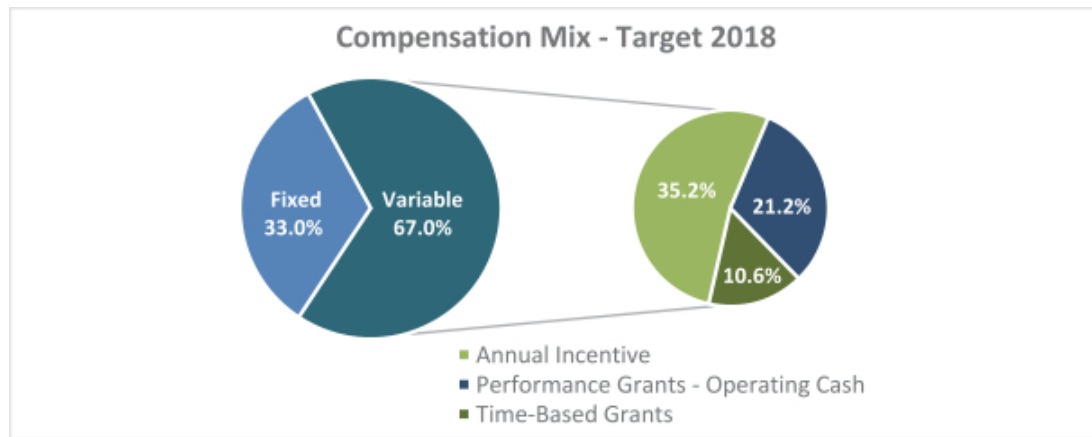
The Board recommends that shareholders vote to approve, on an advisory basis, the compensation paid to the Company’s NEOs as described in this Proxy Statement, for the following reasons.

Sound Program Design

We design our executive officers’ compensation programs to attract, motivate, and retain the key executives who drive our success and industry leadership while considering individual and Company performance and alignment with the interest of long-term shareholders. We achieve our objectives through compensation that:

- ✓ provides a competitive total pay opportunity,
- ✓ consists primarily of performance-based compensation,
- ✓ enhances retention through multi-year vesting of stock awards, and
- ✓ does not encourage unnecessary and excessive risk-taking.





Best Practices in Executive Compensation

Some of our leading practices include

- ✓ an executive compensation recovery policy,
- ✓ an executive stock ownership policy,
- ✓ a policy prohibiting pledging and hedging of Tejon stock,
- ✓ no executive-only perquisites or benefits,
- ✓ no guaranteed bonus programs, and
- ✓ utilization of an independent compensation consultant who reports to the Compensation Committee.

The advisory proposal, commonly referred to as a “say-on-pay” proposal, is not binding on the Board. Although the voting results are not binding, the Board will review and consider them when evaluating our executive compensation program.

The Board has adopted a policy of holding an advisory vote on executive compensation every year, and unless the Board modifies its policy, we expect that, after the 2019 Annual Meeting, the next advisory vote on the compensation of our NEOs will take place at our 2020 Annual Meeting.

Brokers do not have discretion to vote on this proposal without your instruction. Therefore, if you are a beneficial owner and you do not instruct your broker how to vote on this proposal, your shares will not be voted on this proposal.

THE BOARD RECOMMENDS THAT YOU VOTE “FOR” APPROVAL OF THE COMPENSATION OF THE COMPANY’S NEOs AS DISCLOSED ON PAGES 22 TO 59 IN THE PROXY STATEMENT.

THE BOARD OF DIRECTORS

Consideration of Director Nominees

The Board believes the Board, as a whole, should possess the requisite combination of skills, professional experience, and diversity of backgrounds to oversee the Company's business. The Board also believes that each individual director should possess certain attributes, as discussed below. Accordingly, the Board and the Nominating and Corporate Governance Committee (the "Nominating Committee") consider the qualifications of directors and director candidates individually as well as in the broader context of the Board's overall composition and the Company's current and future needs.

The Nominating Committee is responsible for selecting nominees for election to the Board. In considering candidates for the Board, the Nominating Committee evaluates the entirety of each candidate's credentials, attributes, and other factors (as described in greater detail in the Company's Corporate Governance Guidelines) but does not have any specific minimum qualifications that a nominee must meet. However, the Nominating Committee seeks as directors individuals with substantial management experience who possess the highest personal values, judgment, and integrity; an understanding of the environment in which the Company does business; and diverse experience with the key business, financial, and other challenges that the Company faces. In addition, in considering the nomination of existing directors, the Nominating Committee takes into consideration (i) each director's contribution to the Board; (ii) any material change in the director's employment or responsibilities with any other organization; (iii) the director's ability to attend meetings and fully participate in the activities of the Board and the committees of the Board on which the director serves; (iv) whether the director has developed any relationships with the Company or another organization, or other circumstances that may have arisen, that might make it inappropriate for the director to continue serving on the Board; and (v) the director's age and length of service on the Board.

Because the Nominating Committee recognizes that a diversity of backgrounds, viewpoints and practical experiences can enhance the effectiveness of the Board, as part of its evaluation of each candidate, the Nominating Committee takes into account how each candidate's background, experience, qualifications, attributes, and skills may complement, supplement, or duplicate those of other prospective candidates. The Nominating Committee reviews its effectiveness in balancing these considerations when assessing the composition of the Board, which as discussed below is one of the committee's responsibilities.

Based on the parameters described above, the Board has determined that the directors standing for reelection and the remaining members of the Board have the qualifications, experience, and attributes appropriate for a director of the Company. As reflected below, each director has a varied background in the real estate industry, finance, public policy and/or agriculture. These are all areas that are integral to the strategy, operations, and successful oversight of the Company.

Board Composition and Leadership Structure

The Board is grouped into three classes: (1) Class I Directors, whose terms will expire at the 2021 Annual Meeting; (2) Class II Directors, whose terms will expire at the 2019 Annual Meeting; and (3) Class III Directors, whose terms will expire at the 2020 Annual Meeting. The Board currently consists of nine directors. The Board's leadership is structured so that the Chairman of the Board and Chief Executive Officer ("CEO") are separate positions. The Chairman of the Board is also an independent director. The Board believes that this structure is appropriate for our Company and our shareholders at this time because it provides an additional layer of oversight as to management and management's activities and allows the Board to act independently of management.

Director Qualifications and Biographical Information

The Nominating Committee considered the character, experience, qualifications and skills of each director, including the current director nominees, when determining whether each should serve as a director of the

[Table of Contents](#)

Company. In keeping with its stated criteria for director nominees described in the section entitled “Consideration of Director Nominees” above, the Nominating Committee determined that each director, including the current director nominees, has substantial management experience, exhibits the highest personal values, judgment, and integrity, and possesses both an understanding of the environment in which the Company does business and diverse experience with the key business, financial, and other challenges that the Company faces. Each director is or has been a leader in his or her respective field and brings diverse talents and perspectives to the Board. The Nominating Committee also considered the experience and qualifications outlined below in the biographical information for each director, including the current director nominees, as well as other public company board service.

The Nominating Committee noted the following particular attributes and qualities it considers when evaluating director nominees. The Nominating Committee believes that nominees with business, governmental, and strategic management experience gained from service as a chief executive officer or similar position is a critical leadership component to Board service. The Nominating Committee also seeks nominees with backgrounds in finance, banking, economics, public administration and the securities and financial markets, in order to have directors who can assess and evaluate the Company’s financial and competitive position. The Nominating Committee emphasizes familiarity with the real estate and agricultural industries and considers customer perspectives to be important when evaluating director nominees. Although the directors listed below each possess a number of these attributes, the Nominating Committee considered the specific areas noted below for each director when determining which of the director’s qualifications best suit the needs of the Company and qualify them to serve as a director of the Company.

[Table of Contents](#)

The following table sets forth information regarding the nominees for Class II Directors as well as the Class I and Class III Directors.

<u>Class II Directors Whose Terms Expire in 2019 and Principal Occupation, Employment, or Directorships</u>	<u>First Became Director</u>	<u>Age</u>
<p>Steven A. Betts</p> <p>Mr. Betts is President and Founder of Betts Real Estate Advisors, a consulting company founded by Mr. Betts in 2017. He has served as Senior Advisor to the Holualoa Companies, a commercial real estate investment company with three-quarters of a billion dollars in assets held all across the U.S. and in Europe, since 2015; as a Strategic Advisor to the Southwest Division of Hines, one of the largest commercial investment and development companies in the world, since 2015; and as Strategic Advisor to the Helios Education Foundation, the largest education foundation in Arizona and Florida, since 2016. He is the Chairman of University Realty, a subsidiary of Enterprise Partners, an affiliate of Arizona State University. He was also the Director of Development for Chanen Development Company, an affiliate of Chanen Construction, headquartered in Phoenix from November 2013 to the end of 2018. Briefly, from June of 2013 to October of that year, he served as the interim CEO of the PhoenixMart project. Mr. Betts also served as the Senior Vice President and Managing Director of Assets for the ASU Foundation from March 2012 through May 2013. Prior to these endeavors, Mr. Betts was President and CEO of SunCor Development Company (“SunCor”) from 2005 to 2010, a half-billion dollar plus asset based subsidiary of the publicly traded Pinnacle West Capital Corporation. SunCor was a developer of master planned communities throughout the Mountainwest and large-scale commercial projects in Metropolitan Phoenix. Mr. Betts holds numerous private board and committee posts, including the executive committee of the Greater Phoenix Economic Council, the Governor’s Transportation and Trade Alliance, Board member and Past Chairman of the Interstate 11 Coalition, Trustee and Past Chairman of the Arizona Chapter of The Nature Conservancy, member and a past-chair of the Urban Land Institute-Arizona District Council Governance Committee. Mr. Betts received his law degree with honors from DePaul University and a B.A. with honors from Augustana College. Our Board believes that Mr. Betts’ master planned community background makes him very qualified to serve as a director.</p>	2014	61
<p>Daniel R. Tisch</p> <p>Mr. Tisch has been the managing member of TowerView LLC, an investment fund of the Tisch Family, since 2001. Since January 2012, Mr. Tisch has also served as a director of Vornado Realty Trust, a real estate investment trust. Mr. Tisch graduated from Brown University and has over 40 years of investing experience. Mr. Tisch worked for major Wall Street firms from 1973 to 1989 and has been managing investment partnerships since then. Our Board believes that Mr. Tisch’s investment industry background and his experience in capital raising and risk management make him well qualified to serve as a director.</p>	2012	68

[Table of Contents](#)

Class III Directors Whose Terms Expire in 2020 and Principal Occupation, Employment, or Directorships	First Became Director	Age
<p>Gregory S. Bielli</p> <p>Mr. Bielli is President and Chief Executive Officer of Tejon Ranch Co., a position he's held since December 2013. Prior to this position, Mr. Bielli served as the Chief Operating Officer for the Company from September 2013 through November 2013. Mr. Bielli has over 26 years of experience in real estate, land acquisition, development, and financing. Prior to Tejon Ranch, he was a regional president of Newland Communities, one of the country's largest and most successful master planned community developers. Mr. Bielli served as President of Newland's Western Region from 2006 until September 2013. Mr. Bielli earned a bachelor's degree in Political Science from the University of Arizona in 1983. Our Board believes Mr. Bielli's experience in real estate operations, specifically master planned communities, and his position as Chief Executive Officer of the Company, make him well qualified to serve as director.</p>	2013	58
<p>Anthony L. Leggio</p> <p>Mr. Leggio has been President of Bolthouse Properties, LLC, a diversified real estate development company with commercial, residential and agricultural holdings, since January 2006. Prior to serving at Bolthouse Properties, LLC, Mr. Leggio served as Vice President and General Counsel of Wm. Bolthouse Farms from July 2001 until December 2005. Previously, Mr. Leggio was Managing Partner of the law firm of Clifford and Brown for nearly 25 years. Mr. Leggio has served as a director of Valley Republic Bank since 2008. Mr. Leggio has also served as a director of private companies Three Way Chevrolet Company since 2000, H.F. Cox Trucking since 1993, Mark Christopher Chevrolet since 2001, and W.B. Camp Companies since 2009. Mr. Leggio received his B.S. degree from the University of the Pacific and his J.D. from the University of the Pacific, McGeorge School of Law. Our Board believes Mr. Leggio's real estate development and agricultural experience, his tenure as Chief Executive Officer of a real estate development company and his legal experience make him well qualified to serve as a director.</p>	2012	66
<p>Norman J. Metcalfe</p> <p>Mr. Metcalfe has served as Chairman of the Company's Board of Directors since 2014. Mr. Metcalfe has an extensive history and background in real estate development and homebuilding. He previously was Vice Chairman and Chief Financial Officer of The Irvine Company, one of the nation's largest real estate and community development companies. Mr. Metcalfe retired from The Irvine Company in 1997. Prior to The Irvine Company, Mr. Metcalfe spent over 20 years in various real estate, corporate finance and investment positions with the Kaufman and Broad/SunAmerica family of companies. These positions included President and Chief Investment Officer of SunAmerica Investments and Chief Financial Officer of Kaufman and Broad Home Corporation (currently known as KB Home). Mr. Metcalfe served as a director of CalAtlantic Homes from 2000 until February 2018. Mr. Metcalfe received a B.S. and an M.B.A. from the University of Washington. Our Board believes Mr. Metcalfe's extensive financial experience, understanding of capital structure within the real estate industry, and experience in publicly held companies make him very qualified to serve as a director</p>	1998	76

[Table of Contents](#)

<u>Class I Director Whose Term Expires in 2021 and Principal Occupation, Employment, or Directorships</u>	<u>First Became Director</u>	<u>Age</u>
<p>Jean Fuller</p> <p>Jean Fuller was elected to fill a vacancy resulting from the Board’s 2019 action to increase the size of the Board from eight to nine. Jean Fuller holds a Ph.D. from the University of California, Santa Barbara, a Master of Public Administration from the California State University, Los Angeles, and a Bachelor of Arts degree in communications from California State University, Fresno. Prior to being elected to our Board, she served two terms in the California Senate from 2010 to 2018. Jean Fuller served as Vice Chair of the Senate Rules; Budget, Energy, Utilities & Communications; Natural Resources and Water; and Environmental Quality Committees. From 1999 to 2006, Jean Fuller served as Superintendent (the chief executive officer) of the Bakersfield City School District, which at the time serviced more than 30,000 students, had a budget in excess of \$100 million and had 3,500 employees. Our Board believes that Jean Fuller’s experience as the chief executive officer of a large public agency and her expertise with legislative and regulatory issues, particularly with respect to natural resources, water and environmental quality, make her very qualified to serve as a director on our Board.</p>	2019	61
<p>Geoffrey L. Stack</p> <p>Mr. Stack has been the managing director of the Sares-Regis Group, a commercial and residential real estate development and management firm, since 1993. Mr. Stack is responsible for all residential operations of Sares-Regis, including development, acquisitions, finance, and management activities. Mr. Stack graduated from Georgetown University and received an M.B.A. in Real Estate Finance at the Wharton School, University of Pennsylvania. Mr. Stack is a past trustee of the Urban Land Institute (“ULI”) and the former Chairman of the ULI Foundation. He is also the past Chairman of the National Multifamily Housing Council. Our Board believes Mr. Stack’s real estate development experience and his experience as the managing director of a real estate company make him well qualified to serve as a director.</p>	1998	75
<p>Michael H. Winer</p> <p>Mr. Winer was employed as a senior investment manager by Third Avenue Management (or its predecessor) from 1994 through 2018, when he retired. The Third Avenue Real Estate Value Fund is an open-end mutual fund that invests in the securities of publicly-traded real estate and real estate-related companies in developed countries by adhering to a strict value-investing approach. Mr. Winer has no continuing affiliation with Third Avenue Management LLC. From 2009 through 2016, Mr. Winer served as a director of Newhall Holding Company LLC. In 2016, Newhall merged with two other California master-planned communities. Since the merger in May 2016, Mr. Winer has served as a director of the merged entity, Five Point Holdings LLC, where he is the Chair of the Compensation Committee and serves on the Audit Committee and Nominating and Corporate Governance Committee. He also has served as a director of 26900 Newport Inc. since 1998. Since 2016, Mr. Winer has been a member of the Board of Trustees of two not-for-profit organizations: The Pacific Legal Foundation (from which he resigned in September of 2018) and the Future Citizens Foundation (dba The First Tee of Monterey County). Mr. Winer received a B.S. degree in accounting from San Diego State University and is a certified public accountant in California, inactive. Our Board believes that Mr. Winer’s investment industry background and specifically his experience with real estate investing make him very qualified to serve as a director on our Board.</p>	2001	63
<u>Class II Director Not Standing for Reelection at the 2019 Annual Meeting</u>	<u>First Became Director</u>	<u>Age</u>
<p>Robert A. Alter</p> <p>None of the corporations or organizations described in the biographical information above are subsidiaries or other affiliates of the Company. There are no family relationships among any directors or executive officers of the Company.</p>	2014	68

CORPORATE GOVERNANCE MATTERS

The Board has determined that all directors, except Mr. Bielli, are “independent” under the listing standards of the NYSE and the Company’s categorical criteria used to determine whether a director is independent (the “Independence Standards”). The Independence Standards are set forth in Attachment A to the Company’s Corporate Governance Guidelines (the “Corporate Governance Guidelines”), and a copy of the Independence Standards is attached as Appendix A to this Proxy Statement. Thus, the Board determined that the following directors are independent: Robert A. Alter, Steven A. Betts, Jean Fuller, Anthony L. Leggio, Norman J. Metcalfe, Geoffrey L. Stack, Daniel R. Tisch, and Michael H. Winer. In addition, the Board also determined that Fredrick C. Tuomi, who served as a director through May 2018, was independent during the time he served as a director. Also, in making its independence determinations, the Board reviewed additional information provided by the directors and the Company with regard to any business or personal activities or associations as they may relate to the Company and the Company’s management. The Board considered this information in the context of the NYSE’s objective listing standards, the Independence Standards, and for directors serving on committees, the additional standards established for members of audit committees and compensation committees. In reaching a determination on these directors’ independence, the Board considered that neither the directors nor their immediate family members have within the past three years had any direct or indirect business or professional relationships with the Company other than in their capacity as directors.

The Board’s independence determinations included a review of business dealings at companies where the directors serve as directors or outside consultants, all of which were ordinary course business transactions. The Board also performs a review of the Company’s charitable contributions to any organization where a director serves as an executive officer and found no contributions in excess of the Independence Standards or the NYSE’s objective listing standards.




























The independent directors of the Board meet regularly in executive sessions outside the presence of management. As Chairman of the Board, Mr. Metcalfe presides over these executive sessions.



During 2018, there were five meetings of the Board. During 2018, all directors attended 75% or more of the aggregate total of such meetings of the Board and committees of the Board on which they served.

The Company’s policy is that all directors are expected to attend every annual meeting of shareholder in person. All directors, except Fredrick C. Tuomi, attended the 2018 Annual Meeting of the Company.

COMMITTEES OF THE BOARD

Standing committees of the Board include the Executive, Audit, Compensation, Investment Policy, Real Estate, and Nominating and Corporate Governance Committees. The current members of the standing committees are set forth below:

	<u>Executive Committee</u>	<u>Audit Committee</u>	<u>Compensation Committee</u>	<u>Real Estate Committee</u>	<u>Nominating and Corporate Governance Committee</u>	<u>Investment Policy Committee</u>
Robert A. Alter						
Steven A. Betts						
Gregory S. Bielli						
Jean Fuller						
Anthony L. Leggio						
Norman J. Metcalfe						
Geoffrey L. Stack						
Daniel R. Tisch						
Michael H. Winer						

 Committee Chair
  Committee Member

During 2018, there was one meeting of the Executive Committee, six meetings of the Audit Committee, six meetings of the Compensation Committee, three meetings of the Real Estate Committee, three meetings of the Nominating Committee, and no meetings of the Investment Policy Committee. The major functions of each of these committees, including their role in oversight of risks that could affect the Company, are described briefly below.

Each year, the Board performs a self-evaluation to assess its effectiveness and the participation of each board member. In addition, on an annual basis, the Audit Committee, Real Estate Committee, Compensation Committee, and Nominating and Corporate Governance Committee all perform self-evaluations to measure their effectiveness.

The Executive Committee

Except for certain powers that, under Delaware law, may be exercised only by the full Board, or which, under the rules of the Securities and Exchange Commission (the “SEC”) or the NYSE, may only be exercised by committees composed solely of independent directors, the Executive Committee may exercise all powers and authority of the Board in the management of the business and affairs of the Company.

The Audit Committee

The Audit Committee represents and assists the Board in fulfilling the Board’s oversight responsibility relating to (i) the accounting, reporting, and financial practices of the Company and its subsidiaries, including the integrity of the Company’s financial statements; (ii) the surveillance of administration and financial controls and the Company’s compliance with legal and regulatory requirements; (iii) the independent auditor’s qualifications and independence; and (iv) the performance of the Company’s internal audit function and the Company’s independent auditor. In addition, the Audit Committee is directly responsible for the retention, compensation and oversight of the independent auditor and approves all audit and non-audit services the independent auditor

[Table of Contents](#)

performs. It also reviews and discusses the Company's policies with respect to risk assessment and risk management. The Audit Committee reports regularly to the full Board with respect to its activities. The Audit Committee is governed by a written charter adopted and approved by the Board. The Audit Committee's current charter is available on the Company's web-site, www.tejonranch.com, in the Corporate Governance section of the Investor Relations webpage, and is available in print form upon request to the Corporate Secretary, P.O. Box 1000, Tejon Ranch, California 93243.

The Board has determined that each member of the Audit Committee is independent under the listing standards of the NYSE and under the Company's Independence Standards, and that each member of the Audit Committee is financially literate and meets the requirements for audit committee membership set forth in Rule 10A-3 of the Exchange Act. The Board has further found that Mr. Leggio qualifies as an "audit committee financial expert" for the purposes of Item 407(d) (5) of Regulation S-K, and has "accounting or related financial management expertise" as described in the listing standards of the NYSE.

The Compensation Committee

The Compensation Committee oversees the Company's overall compensation structure, policies, and programs, and it assesses whether the Company's compensation structure establishes appropriate incentives for management and employees. It also reviews and approves corporate goals and objectives relevant to the compensation of top managerial and executive officers, evaluates their performance in light of those goals and objectives, and makes recommendations to the Board regarding their compensation. It administers and makes recommendations to the Board with respect to the Company's incentive compensation and equity-based compensation plans and grants of awards thereunder. It also reviews and recommends to the Board the design of other benefit plans, employment agreements, and severance arrangements for top managerial and executive officers. The Compensation Committee oversees the assessment of the risks related to the Company's compensation policies and programs applicable to officers and employees, reviews the results of this assessment, and also assesses the results of the Company's most recent advisory vote on executive compensation. It approves, amends, or modifies the terms of any compensation or benefit plan that does not require shareholder approval, if delegated to the Committee by the Board. It reviews and recommends changes for the compensation of directors, and it reviews succession plans relating to positions held by senior executive officers. It reports regularly to the Board with respect to its activities.

The Compensation Committee is governed by a written charter adopted and approved by the Board. The Compensation Committee's current charter is available on the Company's web-site, www.tejonranch.com, in the Corporate Governance section of the Investor Relations webpage, and is available in print form upon request to the Corporate Secretary, P.O. Box 1000, Tejon Ranch, California 93243. The Compensation Committee is authorized to delegate to a subcommittee consisting of not less than two members of the Compensation Committee the responsibility to review specific issues, meet with management on behalf of the committee regarding such issues, and prepare recommendations for reports or review by the Committee. The Board has determined that each member of the Compensation Committee is independent under the listing standards of the NYSE for directors and compensation committee members and under the Company's Independence Standards.

The CEO does not participate in the Compensation Committee's deliberations with regard to his own compensation. At the Compensation Committee's request, the CEO reviews with the Compensation Committee the performance of the other executive officers, but no other executive officers have any input in executive compensation decisions. The Compensation Committee gives substantial weight to the CEO's evaluations and recommendations because he is particularly able to assess the other executive officers' performance and contributions to the Company.

During 2018, the Compensation Committee utilized the POE Group who was previously retained in 2017 to advise the Compensation Committee on marketplace trends in executive compensation, analyze companies for peer company identification for the benchmarking of NEO compensation and NEO compensation decisions. POE

[Table of Contents](#)

Group consulted with the Compensation Committee about its recommendations to the Board on Chief Executive Officer and other NEOs compensation. The decision to engage an outside compensation consultant was not recommended by management. POE Group was used until August 2018 and no longer provides services to the Company. POE Group did not provide any other services to the Company in 2018, and its fees were \$11,800 for the year. The Compensation Committee has reviewed an assessment of any potential conflicts of interest raised by POE Group's work for the Compensation Committee, which assessment considered the following six factors: (i) the provision of other services to the Company by POE Group; (ii) the amount of fees received from the Company by POE Group, as a percentage of POE Group's total revenue; (iii) the policies and procedures of POE Group that are designed to prevent conflicts of interest; (iv) any business or personal relationship of the POE Group consultant with a member of the Compensation Committee; (v) any Company stock owned by the POE Group consultants; and (vi) any business or personal relationship of the POE Group consultant or POE Group with any of the Company's executive officers. The Committee concluded that there are no such conflicts of interest.

During 2018, the Compensation Committee also retained Semler Brossy to advise the Compensation Committee on marketplace trends in executive compensation, analyze companies for peer company identification for the benchmarking of NEO compensation and NEO compensation decisions. The decision to engage an outside compensation consultant was not recommended by management. Semler Brossy consults with the Compensation Committee about its recommendations to the Board on Chief Executive Officer and other NEOs compensation. Semler Brossy was retained in September and consulted thereafter through the end of 2018. Semler Brossy did not provide any other services to the Company in 2018, and its fees were \$83,199 for the year. The Compensation Committee has reviewed an assessment of any potential conflicts of interest raised by Semler Brossy's work for the Compensation Committee, which assessment considered the following six factors: (i) the provision of other services to the Company by Semler Brossy; (ii) the amount of fees received from the Company by Semler Brossy, as a percentage of Semler Brossy's total revenue; (iii) the policies and procedures of Semler Brossy that are designed to prevent conflicts of interest; (iv) any business or personal relationship of the Semler Brossy consultant with a member of the Compensation Committee; (v) any Company stock owned by the Semler Brossy consultants; and (vi) any business or personal relationship of the Semler Brossy consultant or Semler with any of the Company's executive officers. The Committee concluded that there are no such conflicts of interest.

The Real Estate Committee

The Real Estate Committee provides oversight, guidance and strategic input into management plans and operations for development and entitlement of Company land, and it provides a review function to management regarding major decision points within the Company's development projects. It reviews and either approves or recommends to the Board appropriate action on significant proposed real estate transactions and development *pro formas* and budgets. It reports regularly to the full Board with respect to its meetings. The Real Estate Committee's current charter is available on the Company's web-site, www.tejonranch.com, in the Corporate Governance section of the Investor Relations webpage, and is available in print form upon request to the Corporate Secretary, 4436 Lebec Rd., P.O. Box 1000, Tejon Ranch, California 93243.

The Investment Policy Committee

The Investment Policy Committee reviews policies and activities related to the investment of the Company's assets. It receives and reviews the marketable securities investment policy and data regarding marketable security investments and recommends approval of the Company's investment security policy to the Board.

The Nominating and Corporate Governance Committee

The Nominating Committee is charged with assessing existing directors to determine whether to recommend them for reelection to the Board, identifying and recruiting potential new directors, establishing a procedure for consideration of candidates for director positions recommended by shareholders, and

[Table of Contents](#)

recommending candidates to be nominated by the Board or elected by the Board as necessary to fill vacancies and newly created directorships. It also reviews and makes recommendations to the Board regarding the structure, composition, and functioning of the Board and its committees, and evaluates and recommends changes to the Corporate Governance Guidelines. The Nominating Committee also annually reviews the independence of all directors and evaluates the Board's performance.

The Board has determined that each member of the Nominating Committee is independent under the listing standards of the NYSE and under the Company's Independence Standards. The Nominating Committee is governed by a written charter adopted and approved by the Board. The Nominating Committee's current charter is available on the Company's web-site, www.tejonranch.com, in the Corporate Governance section of the Investor Relations webpage, and is available in print form upon request to the Corporate Secretary, P.O. Box 1000, Tejon Ranch, California 93243.

The Nominating Committee is pleased to consider any properly submitted recommendations of director candidates from shareholders. Shareholders may recommend a candidate for consideration by the Nominating Committee by sending written notice addressed to the Nominating and Corporate Governance Committee Chair, c/o Corporate Secretary, P.O. Box 1000, Tejon Ranch, California 93243. The Nominating Committee does not evaluate candidates differently based on who has made the recommendation. Shareholders may also nominate persons for election to the Board by providing timely notice in writing to the Secretary of the Company pursuant to the procedures set forth in the Company's Certificate of Incorporation and Bylaws. See "Shareholder Proposals for 2020 Annual Meeting" for additional information on the procedure for shareholder nominations.

The Nominating Committee has the authority under its charter to hire and pay a fee to outside counsel, experts, or other advisors to assist in the process of identifying and evaluating candidates. No such outside advisors were used during 2018, and, accordingly, no fees were paid to such advisors during 2018. Past practice has been for the Nominating Committee to seek recommendations for new directors from current directors, the Chief Executive Officer, and outside advisors.

CODE OF BUSINESS CONDUCT AND ETHICS AND CORPORATE GOVERNANCE GUIDELINES

The Board has adopted a Code of Business Conduct and Ethics, which is applicable to all directors, officers, and employees. It also has adopted Corporate Governance Guidelines to guide its own operations. Both documents (including Attachment A to the Corporate Governance Guidelines, which constitutes the Company's Independence Standards) are available on the Company's web-site, www.tejonranch.com, in the Corporate Governance section of the Investor Relations webpage, and are available in print form upon request to the Corporate Secretary, P.O. Box 1000, Tejon Ranch, California 93243.

SUCCESSION PLANNING

The Board, with the assistance of the Compensation Committee, oversees succession plans for the Chief Executive Officer and other senior executive officers. These plans relate both to succession in emergency situations and longer-term succession. As set forth in the Corporate Governance Guidelines and Compensation Committee Charter, the Compensation Committee reviews the Company's succession planning for senior executive officers at least annually. The Chief Executive Officer also provides the Board with input regarding these matters.

BOARD'S ROLE IN RISK OVERSIGHT

The full Board oversees the Company's risk management process. The Board oversees a Company-wide approach to risk management, designed to enhance shareholder value, support the achievement of strategic objectives, and improve long-term organizational performance. The full Board determines the appropriate level

[Table of Contents](#)

of risk for the Company generally, assesses the specific risks faced by the Company, and reviews the steps taken by management to manage those risks. The full Board's involvement in setting the Company's business strategy facilitates these assessments and reviews, culminating in the development of a strategic plan that reflects both the Board's and management's consensus as to appropriate levels of risk and the appropriate measures to manage those risks. The full Board assesses risk throughout the enterprise, focusing on risks arising out of various aspects of the Company's strategic plan and the implementation of that plan, including financial, legal/compliance, operational/strategic, cybersecurity and compensation risks. In addition to discussing risk with the full Board, the independent directors discuss risk management during executive sessions without management present.

While the full Board maintains the ultimate oversight responsibility for the risk management process, its committees oversee risk in certain specified areas. In particular, the Audit Committee focuses on financial risk, including internal controls, and discusses the Company's risk profile with the Company's internal auditors. The Audit Committee also reviews potential violations of the Company's Code of Ethics and related corporate policies. The Compensation Committee periodically reviews compensation practices and policies to determine whether they encourage excessive risk-taking. Finally, the Nominating Committee manages the independence of directors and evaluates potential new Board nominees. Pursuant to the Board's instruction, management regularly reports on applicable risks to the relevant committee or the full Board, as appropriate, and additional review or reporting on risks is conducted as needed or as requested by the Board and its committees.

The Compensation Committee has also reviewed the design and operation of the Company's compensation structures and policies as they pertain to risk and has determined that the Company's compensation programs do not create or encourage the taking of risks that are reasonably likely to have a material adverse effect on the Company.

COMPENSATION DISCUSSION AND ANALYSIS

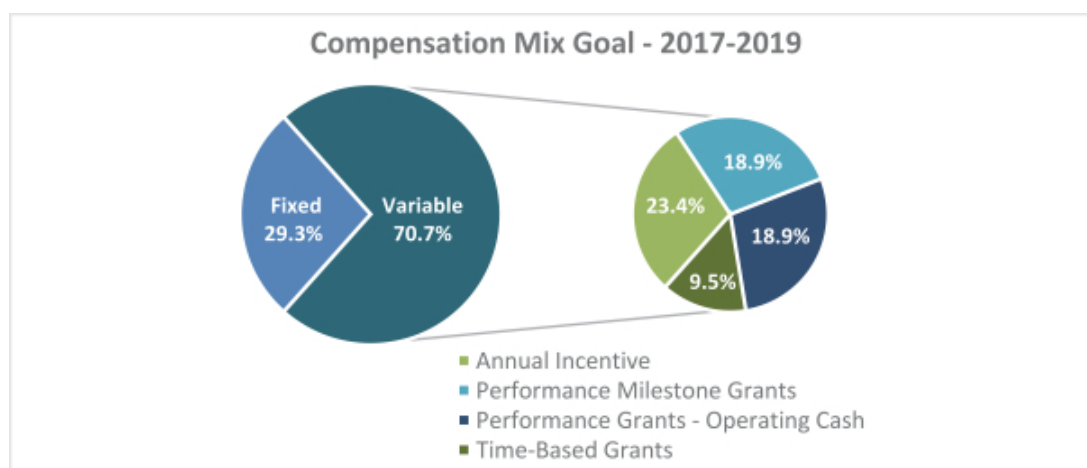
This Compensation Discussion and Analysis (“CD&A”) provides a detailed description of the objectives and principles of our executive compensation programs. It explains how compensation decisions are linked to performance as compared to Company performance and shareholder interests. The NEOs, for the 2018 fiscal year are as follows.

Name	Title
Gregory S. Bielli	Chief Executive Officer
Allen E. Lyda	Chief Operating Officer *
Joseph N. Rentfro	Executive Vice President, Real Estate
Hugh F. McMahon	Executive Vice President, Real Estate
Michael R.W. Houston	Senior Vice President, General Counsel

* Mr. Lyda served as the Company’s Chief Financial Officer until January 4, 2019, when he was appointed Chief Operating Officer. Mr. Lyda served as Chief Financial Officer for the entirety of 2018.

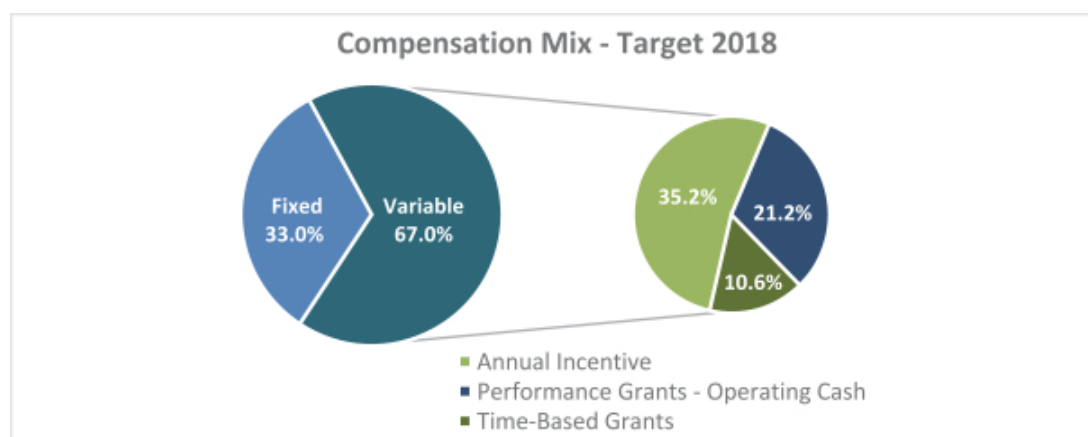
Executive Summary

Our executive compensation program aligns with our strong pay-for-performance philosophy and ties a substantial portion of executive compensation to the achievement of annual and long-term strategic objectives directly linked to the creation of shareholder value. The objectives of our executive compensation program are to (i) drive performance against critical strategic goals designed to create long-term shareholder value and (ii) pay our executives at a level and in a manner that ensures Tejon Ranch is capable of attracting, motivating, and retaining top executive talent. We design our compensation programs to support our commitment to performance. Our current compensation structure is measured over a three-year period, 2017 – 2019, tied to the 2017 long-term performance grants that have a 2019 measurement period. Our overall goal is to have variable compensation be 70% or more of total compensation when ultimately measured and paid out for the three-year period.



[Table of Contents](#)

At target goal achievement for 2018, an average of 67% or more of an NEO's compensation will vary based on our company performance and the achievement of long-term performance milestones. Our performance milestones are tied to a variety of factors such as cash management, planning and design, achievement of land entitlements, successful defense of litigation against our entitlements, development of projects, and finally sales and leasing within the projects.



Our intention in the future is to continue to strive to have variable compensation be the most significant component of our total compensation package.

Our primary business objective is to maximize long-term shareholder value through the monetization of our land-based assets. This is accomplished by moving our assets up the value creation chain through the entitlement process, the mapping process, development, and ultimately to sales and leasing. A key element of our strategy is to provide entitled land for large scale residential and mixed-use real estate communities to serve the growing population of Southern and Central California. We are currently engaged in commercial sales and leasing at our fully operational commercial/industrial center Tejon Ranch Commerce Center, or TRCC, and are in the mapping process, entitlement and permitting process, and preparing for development within our three major residential mixed-use master planned communities Centennial, Grapevine, and Mountain Village. All of these efforts are supported by diverse revenue streams generated from other operations, including farming, mineral resources, and our various joint ventures.

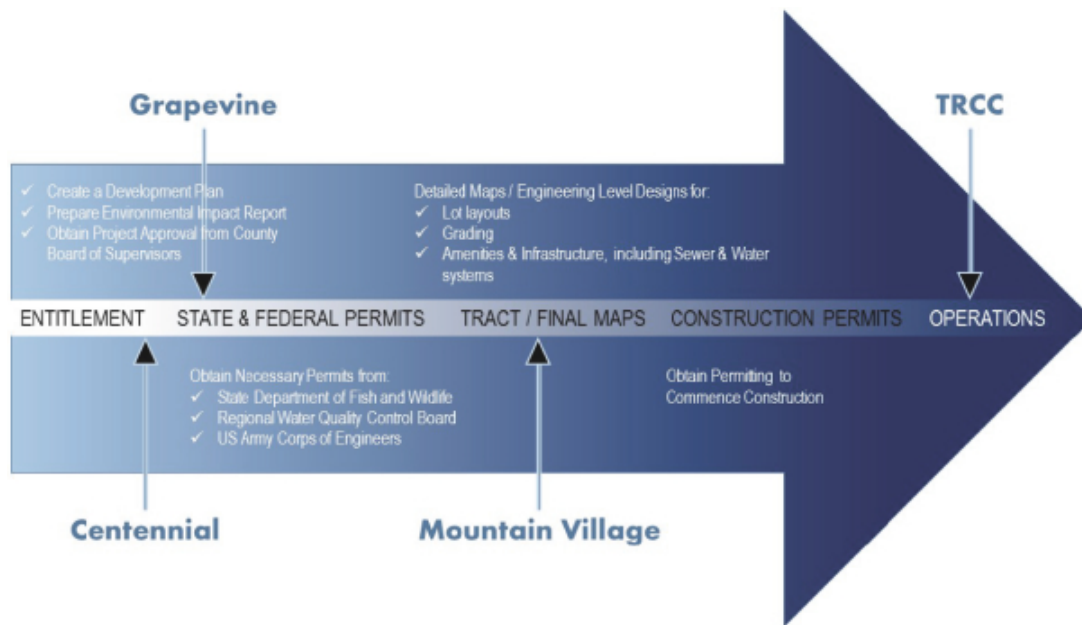
Currently our revenues are derived principally from commodity-based businesses such as farming, and mineral resources including water sales, as well as commercial real estate. Our long-term business plan is for our commercial and residential real estate assets to produce the vast majority of our revenues. The time involved to develop real estate assets in California through the entitlement stage to development is a many year process. For this reason, the realization of our Company's full asset value will come only in future years.

The skill, knowledge, and experience required of our senior management in the early period of large scale residential and mixed-use real estate communities is significant. Only with highly talented executives managing early stage development, will our assets realize their potential and our shareholders realize the desired return on their investment. In order to recruit and retain the executives we need in order to successfully manage and monetize our assets, we compare compensation to companies with greater current revenues when compared to our Company.

The chart below is a continuum of the real estate development process highlighting each project's current status and key milestones to be met in moving through the real estate development process in California. The real

[Table of Contents](#)

estate development process may be subject to delays arising from California's complex regulatory structure and litigation environment. At each level of success, value is being created in each project due to the approvals received and to entitlement risks being removed and development approvals being achieved.



Our long-term and short-term performance incentive plans are designed to reward the NEOs for success in moving projects forward along the above continuum. The progress is often measured based on milestone related goals rather than typical financial measures used by many companies. Success in achieving these performance objectives is critical to the creation of value within our land assets. Due to the long-term nature of the real estate development process in California the increase in value of land within our projects is not immediately recognized in stock market value largely due to the timing of revenue generation, which does not begin to occur until the execution phase of development operations.

Executing on our Strategy—2018 Company Highlights –

- In December 2018, the Company achieved a pivotal milestone in our regional development efforts: the Los Angeles County Board of Supervisors voted 4-1 in favor of our plan to develop Centennial at Tejon Ranch, taking the first step in a two-step process toward approving the mixed-use community. Los Angeles County utilizes a two-step process project approval, which requires a second hearing to deal with administrative actions such as approvals of a variety of related resolutions and findings of fact.
- During 2018, we submitted for approval to Kern County the design plan for the first phase of Farm Village, the commercial center for Mountain Village. Farm Village is a 160,000 square foot commercial center and community gathering place for Mountain Village residents and visitors. Approval was received for the first phase of this development consisting of 53,000 square feet.

- In November 2018, we announced a third joint venture agreement with Majestic Realty Co., the nation’s largest privately-held industrial developer, to build a 579,040 square foot speculative industrial building at TRCC. The new building will be located next to the 480,480 square foot building Tejon and Majestic constructed in 2017 and is now 100% leased to Dollar General and L’Oreal USA in 2018. As we enter the construction phase in 2019, the new building is approximately 67% pre-leased.

2018 Operational and Financial Results

Improvements in total revenue and net income during 2018 led to EBITDA and total revenues, which are the annual corporate incentive bonus quantitative metrics, being above the target goal levels for 2018 and also significantly above 2017 actuals. These metrics are discussed below under “Annual Performance-Based Incentives.” The NEOs met the 2016-2018 rolling three-year cash flow objectives at 90.37% of the target award level. The rolling three-year cash flow metric is described in the equity compensation section. The grants associated with the 2016-2018 three-year cash flow metric were paid out during March 2019. The number of stock units that vested in 2019 is identified in the footnotes to the Outstanding Equity Awards at 2018 Fiscal Year-End table that begins on page 53.

- For 2018, net income attributable to common shareholders was \$4,255,000, representing net income per common share of \$0.16, compared with a loss of \$1,797,000, or a loss per common share of \$0.08, for fiscal 2017. Factors driving the improvement include an increase in mineral resource revenues of \$8,412,000 resulting from more sales opportunities for water in 2018 when compared to 2017, and an increase in farming revenues of \$2,129,000 resulting from improved pistachio sales. From an expense perspective, expenses increased \$2,410,000, primarily as a result of an increase in costs of \$3,100,000 stemming from increased water sales.
- Revenue and other income including equity in unconsolidated joint ventures, was \$50,738,000 in fiscal 2018, an increase of \$11,069,000, or 28%, compared to revenue and other income of \$39,669,000 in fiscal 2017. Commercial/industrial revenues declined slightly year-over-year, as improved lease revenue from core assets were offset by a decline in land sales revenue as we did not have any land sales in 2018. As noted above, mineral resource segment revenues improved due to a \$7,888,000 increase in water sales and a \$619,000 increase in oil and gas revenues, as result of improved oil prices. Farming revenues improved by \$2,129,000 due to record high pistachio yields that led to a year-over-year improvement in pistachio revenues of \$3,357,000, which was partially offset by a decline in almond revenue due to lower almond crop yields, as fewer almond acres were in production during 2018 as a result of the Company’s decision to redevelop existing almond units. Please refer to our 2018 Annual Report on Form 10-K for additional details regarding our 2018 operations. See the following chart for a summary of revenues.

	<u>2018</u>	<u>2017</u>
Total operating revenues	\$ 45,619,000	\$ 35,255,000
Total other income, net	1,285,000	187,000
Equity in earnings of unconsolidated joint ventures, net	3,834,000	4,227,000
Total Revenue and Other Income	\$ 50,738,000	\$ 39,669,000

Internally, our management’s performance is measured using a non-GAAP (U.S. generally accepted accounting principles) revenue number, Total Revenue and Other Income, that includes total sales proceeds from real estate sales rather than the GAAP

presentation of other income recognizing only the gain on sales from investment real estate. We believe disclosure of this non-GAAP information is useful to investors because it shows what results are taken into account in evaluating management. There were no adjustments for 2018 and 2017 revenues related to gains on the sale of investment real estate.

Pay-for-Performance

Consistent with our pay-for-performance philosophy, Company performance in 2018, as well as over the 2016-2018 cash flow measurement period, directly impacted payouts for 2018, as follows:

- **Annual Cash Incentives.** Improvements in total revenue and net income during 2018 led to adjusted EBITDA and total revenues, the annual corporate incentive bonus quantitative metrics, being above the target goal levels for 2018 and also above 2017 actuals. These metrics are discussed below under “Annual Performance-Based Incentives.”
- **2016-2018 Cashflow Performance Shares.** The NEOs met the 2016 rolling three-year cash flow objectives at 90.37% of the target award level. The rolling three-year cash flow metric is described in the equity compensation section. The grants associated with the 2016 three-year cash flow metric were paid out during March 2019. The number of stock units that vested in 2019 is identified in the footnotes to the Outstanding Equity Awards at 2018 Fiscal Year-End table that begins on page 53.

Consideration of Say-on-Pay Results and Shareholder Feedback

At our 2018 Annual Meeting, our shareholders expressed support for our executive compensation program, with 62.6% of shareholders casting votes in favor of the advisory vote proposal. Shareholder engagement is an important process and our directors and management recognize the benefits that come from this dialogue. We engage with shareholders throughout the year in order to:

- Provide visibility and transparency into our business, key real estate entitlement milestones, and our performance
- Discuss with shareholders and prospective shareholders the issues that are important to them and hear their expectations
- Assess emerging issues that may affect our business, inform our decision making, and help shape our practices.

[Table of Contents](#)

We provide shareholders and prospective shareholders with many opportunities to provide feedback to our Board and management through one-on-one meetings and telephone calls. Throughout the year we have met with investors representing over 40% of shares outstanding. The primary feedback that we received related to our business plans and compensation programs is summarized below. As part of our process to respond to shareholder feedback and evaluate adjustments to our compensation programs, such as adding a total stock return component for all NEOs, the Compensation Committee hired Semler Brossy as our new compensation consultant in late 2018. During 2019, Semler Brossy will be working with the Compensation Committee to evaluate all compensation programs.

What We Heard	How We Responded
Shareholders would like to get a better understanding of business model as related to our real estate segments, in particular, the process of entitlement	Management evaluated past disclosures and for the 2018 Annual Report on Form 10-K and in this report continued to expand our disclosures related to our land entitlement and development programs
Shareholders favor the addition of total stock return measurements into performance-based equity programs	With the completion of the three-year measurement period in 2019, the Compensation Committee, with advice from our new compensation consultant, will develop a new stock grant program to include total stock return as a component of NEO's performance based equity grants beginning in 2020
Shareholders had concerns about annual cash incentive plan financial metrics being compared to budget rather than prior year financial metrics	Enhancement of disclosures to better illustrate the strategic alignment of the budget, which is tied to the current commodity-price environment

2019 – The Year Ahead

The Company believes 2019 will be a challenging year in terms of the commodity markets we operate in as we see continued pressure on crop prices due to potential increases in supply and the continuing tariff situation in regard to farm crops and any reduction in oil prices, will continue to impact oil production. The 2019 overall crop production will be negatively impacted by the alternate bearing cycle of pistachios with 2019 being the down production year. The 2019 winter has brought substantial rain and snow to sections of California, which could impact the quantity of water sold during 2019 and prices received for water sold. The impact of these items will contribute to the challenges of accomplishing our corporate EBITDA objectives for 2019. Our successes may also come from the final approval of the specific plan for our Centennial development and continued expansion and leasing of industrial and retail buildings within TRCC, building upon our 2018 activity.

General Objectives and Compensation Philosophy

The compensation program for our NEOs is designed to align management's incentives with the long-term interests of our shareholders and to be competitive with comparable employers. Our compensation philosophy recognizes the value of rewarding our NEOs for their past performance and motivating them to continue to excel in the future. The Compensation Committee has developed and maintains a compensation program that rewards superior performance and seeks to encourage actions that drive our business strategy. Our compensation strategy is to provide a competitive opportunity for senior executives, taking into account their total compensation packages, which include a combination of base salary, an annual cash-based incentive bonus, and long-term performance-based and time-based equity awards. At the NEO level, a significant portion of our incentive compensation arrangements are designed to reward the achievement of long-term milestone objectives related to real estate development that are measurable and instrumental to our success. This will drive the creation of value, as well as the achievement of year-to-year operating performance goals.

Overall Compensation Plan Design and Core Tenets

The compensation policies developed by the Compensation Committee are based on the philosophy that compensation should reflect both financial and operational performance of the Company, the success of the Company in achieving real estate development milestones, and the individual performance of each executive. The Compensation Committee also believes that long-term incentives should be a significant factor in determining compensation, particularly because the business of real estate land development, including obtaining complex entitlement approvals, managing the litigation process, completing development, and many of the other actions and decisions of our NEOs requires an extended time horizon before the Company realizes a tangible financial benefit. The stock price of the Company is also important and in 2019 the Compensation Committee will consider whether and how best to incorporate stock price performance more directly in our incentive plans. The Compensation Committee is considering a new long-term incentive plan in 2020 once the 2017-2019 performance milestone measurement period ends. The following core tenets inform the design of our compensation plan.

Competitive Pay Opportunity

- ✓ We pay competitively to attract, motivate, and retain the executives who drive our success and industry leadership.

Equity Incentives

- ✓ A significant percentage of annual target pay opportunity is in equity to incentivize a long-term focus and promote strong alignment with shareholders.

Sustainable Long-Term Performance

- ✓ A large majority of total pay is subject to multi-year vesting or performance requirements.

Explicit Pay and Performance Link

- ✓ We explicitly tie pay to performance by delivering a large majority of pay through performance-based cash and equity incentives.

Compensation Governance

- ✓ We discourage unnecessary and excessive risk-taking through our vesting and stockholding requirements and clawback provisions.

[Table of Contents](#)

The principles of our pay philosophy influence the design and administration of our executive compensation programs. The Compensation Committee uses several components of pay that are linked to both our long-term and short-term performance in the executive compensation programs, including long-term incentives, annual cash incentives, base pay, and benefits. The chart below illustrates the linkage between the vehicles of pay we use and our pay principles.

<u>Pay Principles</u>	<u>Long-term Incentives</u>	<u>Annual Cash Incentives</u>	<u>Base Pay</u>	<u>Benefits</u>
Total compensation should reinforce business objectives and values.	●	●	●	●
A significant portion of an NEO's total compensation should be variable and based on performance.	●	●		
Incentive compensation should balance long-term, intermediate, and short-term performance.	●	●		
Incentive compensation should align the interests of NEO's with shareholders.	●	●		
Compensation should foster a culture of collaboration which shares focus and commitment to our Company.	●	●		
Compensation opportunities should be competitive.	●	●	●	●
A portion of compensation should provide NEOs with a stable predictable source of income and benefits.			●	●

[Table of Contents](#)

Our Executive Compensation Best Practices

WHAT WE DO	WHAT WE DO NOT DO
✓ Utilize multiple performance metrics in our incentive plans tied to our short- and long-term goals equity vehicles	Ó Do not provide tax gross-ups for executive officers on perquisites or change-in-control severance payments
✓ Employ common short-term goals for the majority of our NEOs' bonus opportunities	Ó Do not allow hedging of TRC stock
✓ Provide a majority of equity compensation opportunity through performance-based goals	Ó Do not allow pledging of TRC stock
✓ Align a significant portion of long-term equity opportunity to project milestones that are linked to shareholder value creation	Ó Do not allow holding of TRC stock in margin accounts
✓ Adhere to an executive compensation recovery, or clawback, policy to ensure accountability	Ó Do not reprice or replace equity awards
✓ Require executives and directors to own Company stock to reinforce the alignment of their interests with those of our shareholders	Ó Do not provide "single trigger" cash severance based solely upon a change in control of the Company. Beginning in 2019, all new stock grants will provide a double trigger in case of a change in control of the Company
✓ Utilize an independent compensation consultant who reports directly to the Compensation Committee	Ó Do not provide large bonus payouts without justifiable performance linkage
✓ Recognize an independent Chairman of the Board in our corporate governance structure	Ó Do not provide guaranteed bonuses
✓ Provide an annual shareholder "say on pay" vote	Ó Do not time equity awards in coordination with the release of material non-public information

The Role of the Compensation Committee in Setting Compensation

The Compensation Committee completes a review each year of our compensation plan to ensure we are paying competitively, equitably, and in a way that encourages and rewards performance. Although the Compensation Committee reviews Peer Group data, relevant industry market data, and input from our compensation consultant as it determines compensation plans, other considerations are taken into account. Market data alone does not reflect the strategic value of various roles within our Company. Other considerations when making pay decisions for NEOs, include individual experience, sustained performance, historical pay, and realized and realizable pay over three years.

The Compensation Committee of the Board approves all compensation and awards to senior management, including the Chief Executive Officer and the other NEOs. The Compensation Committee independently reviews and establishes the compensation levels of the Chief Executive Officer; it also reviews the performance of the Chief Executive Officer and discusses his performance with him. At the beginning of the year, the Chief Executive Officer works with the Compensation Committee to establish his goals and objectives to be evaluated throughout the year. For the remaining executive officers, the Chief Executive Officer makes recommendations as to compensation levels, including grants of equity awards, for final approval by the Compensation Committee.

The Role of the Compensation Consultant

In accordance with its Charter, the Compensation Committee has the sole authority to retain and terminate independent consultants on matters of executive compensation and benefits, including sole authority to approve the consultant's fees and other retention terms. The Compensation Committee also has the authority to obtain advice and assistance for internal and external legal, accounting, or other advisors. The Compensation Committee utilizes Semler Brossy as its compensation consultant. Semler Brossy reports directly to the Compensation Committee. Semler Brossy was not engaged to perform any additional services beyond its support of the Compensation Committee. In reviewing conflicts of interest, our Compensation Committee considered the following six factors with respect to Semler Brossy:

- The provision of other services to the Company.
- The amount of fees received from the Company as a percentage of Semler Brossy's total revenue.
- The policies and procedures of Semler Brossy that are designed to prevent conflicts of interest.
- Any business or personal relationship of Semler Brossy with a member of the Compensation Committee.
- Any Company stock owned by Semler Brossy.
- Any business or personal relationship of Semler Brossy with any of the Company's executive officers.

Upon consideration of these factors, our Compensation Committee concluded that the engagement of Semler Brossy did not present any conflicts of interest.

In connection with its engagement by the Compensation Committee, Semler Brossy has:

- Provided information, insights, and advice regarding compensation philosophy, objectives, and strategy.
- Evaluated peer group selection criteria and identified and recommended potential peer companies.
- Provided preliminary analysis of competitive compensation practices for NEOs.
- Consulted with the Compensation Committee on long-term incentive and equity plan design.
- Reviewed and commented on recommendations regarding CEO and NEO compensation.
- Advised the Compensation Committee on specific issues as they arose.

Compensation Risk Assessment

As part of its risk assessment process, the Compensation Committee reviewed material elements of executive and non-executive employee compensation. The Compensation Committee concluded these policies and practices do not create risk that is reasonably likely to have a material adverse effect on the Company.

[Table of Contents](#)

The structure of our compensation program for NEOs does not incentivize unnecessary or excessive risk-taking. The base salary component of compensation does not encourage risk taking because it is a fixed amount. The incentive plan awards have the following risk limiting characteristics:

- ✓ Annual incentive awards for each NEO are limited to the fixed maximum specified in the incentive plan. Cash awards under the annual incentive plan are limited to 150% of the target cash award.
- ✓ Annual incentive awards are based on a review of a variety of performance factors, thus diversifying the risk associated with any single aspect of performance, while amounts received from performance stock awards are based on Company results rather than an individual executive officer's performance.
- ✓ The variable compensation program places a greater weight on long-term pay opportunity as compared to short-term opportunity.
- ✓ The annual incentive plans allocates the highest weighting on overall corporate performance.
- ✓ Stock awards are not tied to formulas that could focus our NEOs on specific short-term outcomes.
- ✓ The Compensation Committee, which is composed of independent members of our Board, approves final incentive plan cash and stock awards in its discretion after reviewing executive and corporate performance.
- ✓ Awards are subject to our clawback policy.
- ✓ The majority of long-term value is delivered in shares of the Company with a multi-year vesting schedule, which aligns the interests of our NEOs to the long-term interests of shareholders.
- ✓ NEOs are subject to our executive stock ownership requirements.

2018 Executive Compensation Plan Framework

Our annual incentive compensation plan ("AICP") has four primary performance measures:

1. Achievement of targeted adjusted EBITDA, which reflects our annual operating budget.
2. Achievement of targeted corporate revenue, which reflects our annual operating budget.
3. Achievement of short-term corporate milestone goals, which are defined each year.
4. Individual goals, which are defined each year.

The specific weight attached to each performance measure is dependent on each NEO's responsibilities. Corporate goals have a greater weight than divisional goals for all positions, which encourages mutual accountability among the executive team.

Our long-term incentive plan ("LTIP") consists of three equity delivery vehicles:

1. Project-related milestone grants reflect the first phase of shareholder value creation. Project-related milestones are awarded once every three years, most recently awarded in 2017, and are tied to specific business objectives. The Compensation Committee believes that accomplishing these goals are paramount to creating value in our land asset and achieving our long-term real estate development goals. The value of the milestone's grants are three times that of an award that would normally be granted every year. The performance milestone focus is on identifying projects, securing entitlement, permit, and mapping approvals, and project implementation of our real estate holdings. These milestone performance units have specific defined goals that are measurable and not subjective. This component of our LTIP delivers 40% of the long-term compensation opportunity. Performance milestone grants for the three-year measurement period beginning in 2017 and are described in more detail below.

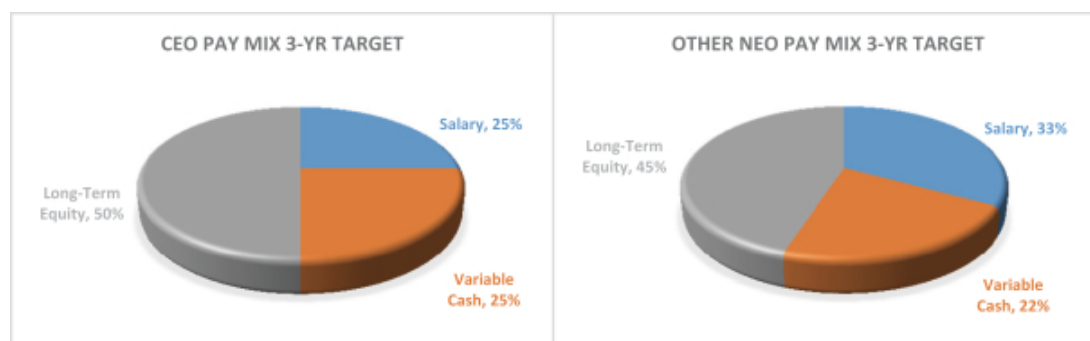
[Table of Contents](#)

2. Three-year performance share grants capture the second phase of value creation: the management and creation of cash flow. The Compensation Committee has selected three-year cumulative corporate operating cash flow as the performance share plan metric. These grants are made on an annual basis. This component of our LTIP delivers 40% of the long-term compensation opportunity.
3. Time-vested restricted stock units are the final component of our LTIP. This element in the plan design recognizes the inherent risk in large-scale land development. Time-vested restricted stock units help balance the performance orientation of our approach with the objective of retaining our executive team. Further, time vested restricted stock units underscore an ownership orientation on the part of our executives. The grants vest one-third each year for three years. This component of our LTIP delivers 20% of the long-term compensation opportunity.

The Compensation Committee believes that long-term performance award design reflects the value creation process inherent in large-scale land development by first identifying projects, securing complex entitlements, managing litigation, mapping projects, and then developing the projects to maximize financial returns. Please refer to earlier graphic describing the land entitlement and development process within California.

Pay Mix Analysis

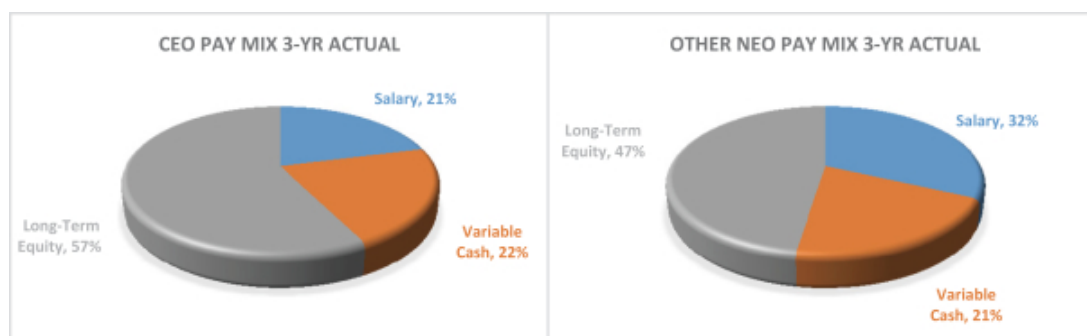
The target mix of total direct compensation elements for our NEOs, as a percentage of total compensation, is set forth in the table below. The first set of exhibits illustrates the three-year direct compensation target selected by the Compensation Committee for the period 2017 – 2019. We show a three-year period to account for the granting of project milestone equity performance grants that occurs once every three years. A project milestone grant was most recently made in March 2017. For comparison purposes, the second set of exhibits shows the 2016 – 2018 actual direct compensation granted pay mix. The actual to target direct comparison shows that we are in line with the three-year target and that the CEO’s long-term equity portion has increased as a percentage of his total direct compensation. This increase in the CEO’s long-term equity compensation is consistent with the intent of the Compensation Committee to have a greater percentage of pay tied to equity performance milestones.



<u>Named Executive Officer—Target Mix 2017 – 2019</u>	<u>Base Salary</u>	<u>Annual Incentives</u>	<u>Long-Term Equity</u>
CEO 3-Year Target (1)	25%	25%	50%
Other NEOs 3-Year Target (1)	33%	22%	45%

[Table of Contents](#)

In comparison to the above three-year target pay mix the actual granted pay mix for 2016-2018 is shown in the chart and table below:



Named Executive Officer—Actual Granted Pay Mix 2016-2018	Base Salary	Annual Incentives	(2) Long-Term Equity
CEO 3-Year Target	21%	22%	57%
Other NEOs 3-Year Target	32%	21%	47%

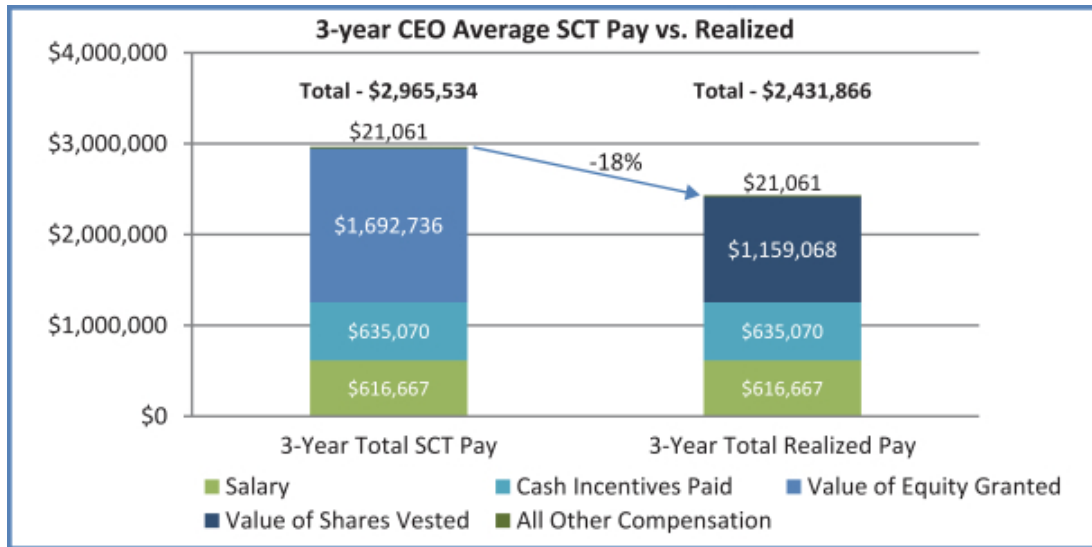
1. The three-year measurement period covers 2016 – 2018. LTIP milestone equity grants were made in 2017.
2. Includes LTIP milestone equity grants that are made once every three years and are tied to specific milestones that lead to the achievement of development objectives. For this three-year period, the grants were made in 2017.

Realized vs. Summary Compensation Table Pay

The Summary Compensation Table (“SCT”) summarizes executive pay but does not account for the final payout of performance shares, if any, or the impact of changes to stock price on the value of restricted stock. Since the majority of awards under the Company’s LTIP do not fully vest until after three years, it can be difficult to assess the link between pay and performance by reviewing the SCT alone. For this reason, we also consider realized pay. Realized pay demonstrates the *actual* impact on executive pay of changes in our share price during the performance period, as well as the payout of performance shares. Shares of restricted stock that vest during the applicable time period are valued at the date of vesting, and performance shares, if any, are valued at the date of payout.


Realized vs. Summary Compensation Table Pay for the CEO: 2016 through 2018

The graph below illustrates three-year average SCT (“SCT Pay”) total compensation compared to three-year average realized total compensation for our CEO for the 2016-2018 period. The graph illustrates no differences between the comparisons for salary, cash incentives, or other annual compensation. However, the difference between long-term compensation values is significant, and the amount realized from the vesting of shares is considerably less than the value of equity grants reported in the SCT.



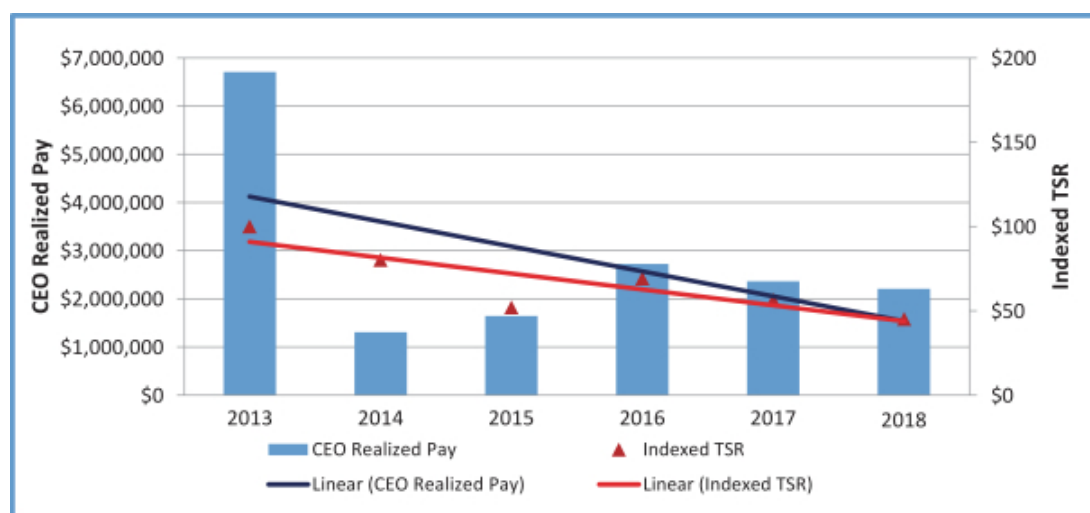
Realized vs. Summary Compensation Table Pay for NEOs (other than the CEO): 2016 through 2018

Average NEO realized compensation over the three-year period ended December 31, 2018 was lower than SCT Pay over the same period. Again, the amount realized from the vesting of shares is considerably less than the value of equity grants reported in the SCT.



CEO Realized Pay vs. TSR: 2013 through 2018

The Compensation Committee continues to emphasize our pay-for-performance philosophy and considers the relationship between realized pay and TSR. The decline in value realized by our CEO demonstrates the strong link between pay actually delivered and shareholder returns. The chart below compares the five-year change in our CEO’s realized compensation and the change in value of \$100 invested in the Company (indexed total stock return, or TSR). While the change in value of the \$100 investment decreased over the period, CEO realized compensation also decreased, demonstrating strong alignment between TSR and CEO pay actually realized.



Note: Pay values in 2013 are for our previous CEO, Robert A. Stine. Pay value for 2014 through 2018 are for our current CEO, Gregory S. Bielli.

Market Comparison Review—2018 Peer Group

Although the Compensation Committee does not believe that it is appropriate to establish compensation levels based solely on market comparisons or industry practices, the Committee believes that information regarding pay practices at other companies is useful in three respects. First, marketplace information is one of the many factors that the Compensation Committee considers in assessing the reasonableness of compensation. Second, it recognizes that our compensation practices must be generally competitive for executive talent in the real estate, land development, and agriculture industries and the market overall. Third, it recognizes that marketplace information reflects emerging and changing components and forms of compensation. While the Compensation Committee considers peer compensation levels and practices when making its compensation decisions, it does not target compensation at any particular point within a range established by a comparison of the financial performance or compensation levels of our peer companies.

Each year, the Compensation Committee, with guidance from our independent compensation consultant, review companies for inclusion in our peer group. The goal is to identify companies that are engaged in real estate development activities and are appropriate for comparison purposes based on business activities, revenues and market capitalization. The Compensation Committee compared NEOs’ total compensation against the peer group when evaluating 2018 compensation. In comparison to the peer group, TRC CEO pay is at the 50th percentile of the rankings. The performance milestone grants at TRC differ from peers because the business model causes the need to incent executives long-term to identify projects, secure entitlements, permit, map approvals, and project implementation of real estate holdings. Long-term payouts, once achieved, sometimes lead to a perceived misalignment between pay and performance because the actual benefits are not seen until years after. This differs from other real estate companies that are able to have a much quicker turn around in profit.

[Table of Contents](#)

Note in the table below that TRC's revenue is below the majority of the peer group, and market capitalization is at the 30th percentile. At this time, the Compensation Committee believes that market capitalization is a more appropriate criterion for comparison to peer companies, considering that our primary assets remain under development and are not yet producing their full revenue potential. Generally, our peer companies have monetized the majority of their real estate assets and, therefore, are producing greater revenues as a ratio to market capitalization, by comparison to our Company.

The 2018 peer group data is shown below. The related comparison statistics are based on 2017 and 2018 financial data which was relied on by the Compensation Committee in approving the 2018 peer group.

Agree Realty	Forestar Group
Alexander & Baldwin	Kite Realty Group
Alico	Limoneira
BRT Realty Trust	One Liberty Properties
Consolidated-Tomoka Land	Retail Opportunity Investments
Cousins Properties	Saul Centers
First Industrial Trust	St. Joe Co.
Five Point Holdings	Stratus Properties

Peer Company Data Comparison

<i>(Dollars in Millions)</i>	Peer Median (1)	Tejon (2)	Tejon Percent Rank
Total Revenues	\$ 125	\$ 51	5%
Market Capitalization	\$ 905	\$ 431	31%
Net Income	\$ 42	\$ 4.3	6%

(1) Peer company data as of December 31, 2017; September 30, 2018; and October 31, 2018.

(2) Tejon company data as of December 31, 2018.

Elements of Compensation

The Compensation Committee seeks to create a compensation plan that is balanced in its use of short-term and long-term compensation elements in order to align management's incentives with the long-term interests of our shareholders. In developing the compensation plan, the Compensation Committee seeks to be aware of changing economic and industry conditions, as well as changing compensation trends. To achieve these objectives, the plan uses a variety of compensation elements as described below.

Compensation Component	Objective	Characteristics
Base Salary	Provide a fundamental level of compensation to the NEOs for performing their roles and assuming their levels of responsibility.	Fixed cash component annually reviewed and adjusted from time to time based on performance and peer group analysis.
Annual Incentive Bonus	Drive the achievement of performance goals in a particular fiscal year.	Annual incentive bonuses are paid in cash. This performance-based bonus opportunity is based on the achievement of quantitative and qualitative goals. Performance period is one year.
Long-Term Incentive Compensation	Promote the achievement of our long-term financial goals and development milestone goals to create value by aligning NEO and shareholder interests, promoting NEO retention, and rewarding NEOs for performance over time.	Long-term incentive compensation is in the form of performance shares and time-vested awards. The payout of performance shares is based on the achievement of targets set by the Compensation Committee related to cash flow management and the achievement of measurable performance goals and development milestones. Performance period for performance shares is three years. Time-vesting awards vest ratably over three years.

Base Salaries

When establishing base salaries, the Compensation Committee takes into account each NEO's performance of his role and responsibilities and, to the extent useful, the range of compensation of comparable executives in our peer group. The Compensation Committee believes that compensation objectives are effectively met when a majority of an executive's compensation is composed of performance-based bonuses and long-term incentive compensation, rather than fixed compensation such as base salaries. We believe that having the overall compensation emphasis on long-term equity incentives instead of short-term fixed compensation better aligns management with shareholders.

[Table of Contents](#)

The Compensation Committee approved the following 2017 and 2018 base salaries for our NEOs.

Name	2017 Salary	2018 Salary	Percent Increase	Peer Group Rank
Gregory S. Bielli	\$625,000	\$625,000	0%	44%
Allen E. Lyda	\$309,252	\$325,000	5%	44%
Joseph N. Rentfro	\$261,375	\$261,375	0%	21%
Hugh F. McMahon	\$248,101	\$255,544	3%	18%
Michael R.W. Houston	\$255,000	\$261,375	2.5%	21%

For 2018, the Compensation Committee determined Mr. Bielli's base salary was in line with our peer group and industry expectations and therefore did not increase the CEO's base salary. When granting the salary increases for 2018 for the other NEOs, the Compensation Committee, along with the Chief Executive Officer, performed an annual review of each of the other NEOs' salaries and evaluated changes to base salary. This review considered several factors, including peer group information, the market for similar job functions, the economic environment, changes in job responsibilities, and the general experience of the Compensation Committee members.

In December 2018, the Compensation Committee determined that for 2019, our Chief Executive Officer's salary would remain at \$625,000 and the base salaries of the other NEOs would be increased by 0% to 3% for 2018. The exception being Mr. Lyda who received a 7.6% increase in recognition of new job responsibilities. In determining the 2019 salary levels, the Compensation Committee evaluated overall Company performance, peer group information, base salary compensation in relation to total compensation, and information from our compensation consultant.

Annual Performance-Based Incentive

Tejon's practice is to award annual incentive bonuses based upon the achievement of performance objectives established at the beginning of each year. At least 50% of the annual incentive bonus for each NEO is based upon adjusted total company revenues and adjusted EBITDA. At least 30% of the annual incentive bonus for each NEO is tied to corporate short-term objectives that are defined and measurable. The remaining 20% of the annual incentive is tied to identified individual objectives that the Compensation Committee believes are important for the particular NEO to focus on in the context of achieving the Company's short-term goals and generating revenue and EBITDA. Annual incentive bonuses are paid in cash.

The attainment of each year's quantitative financial goals for each of the NEOs is uncertain and is dependent upon factors such as real estate sales and leasing programs, the timing of entitlement activities for our developments, and the uncertainty inherent in our farming and mineral operations due to the commodity nature of the products we produce and the fact that we do not know the production each year or the ultimate price we will receive for our products each year. The achievement of individual objectives tied to land entitlement, development, and conservation efforts is highly dependent on working with groups outside of the Company, such as government agencies, local county planning departments, and environmental resource groups, all of which make the timing of achieving specific steps in the process very complicated. Accordingly, goal achievement under the annual bonus plan is not guaranteed.

[Table of Contents](#)

The following chart provides the performance level weightings for the Chief Executive Officer and the other NEOs.

	Gregory S. Bielli - Chief Executive Officer	Allen E. Lyda - Chief Operating Officer*	Joseph Rentfro - EVP Real Estate	Hugh F. McMahon - EVP Real Estate	Michael R. W. Houston SVP General Counsel
Weighted Measures					
Corporate Quantitative Measurements					
Adjusted EBITDA	40%	40%	40%	40%	40%
Adjusted Total Company Revenue	10%	10%	10%	10%	10%
Corporate Quantitative Measurements	50%	50%	50%	50%	50%
Corporate Short-Term Objectives					
Centennial Board of Supervisor approval by year-end 2018	6%	6%	6%	6%	6%
Fully leasing 2017 speculative building by year-end 2018	12%	12%	12%	12%	12%
Foreign Trade Zone application approval by mid-year 2018	12%	12%	12%	12%	12%
Corporate Short-Term Objectives	30%	30%	30%	30%	30%
Divisional Quantitative / Qualitative Measurements					
Individual Objectives	20%	20%	20%	20%	20%
Divisional Quantitative/Qualitative Weighting	20%	20%	20%	20%	20%
Total Weighting	100%	100%	100%	100%	100%

* Mr. Lyda was appointed to serve as the Company's Chief Operating Officer on January 4, 2019. For the entirety of 2018, Mr. Lyda served as the Company's Chief Financial Officer.

Generally, the Chief Executive Officer's individual objectives are tied to land entitlement, public outreach in support of entitlement, and development and conservation goals as well as operational, strategic planning, and staffing objectives. The individual objectives for the other NEOs are generally related to land entitlement, development, and operational goals that support the achievement of corporate entitlement and development goals. The Compensation Committee, after taking into account the Chief Executive Officer's recommendations, sets the specific weighting for the individual objectives of each NEO at 20% of the total annual bonus opportunity. This judgment is based on the relative importance of a specific objective in moving the Company forward in achieving its long-term goals and objectives, and also each NEO's direct role in achieving such objective.

The annual incentive plan is structured, and bonus levels are determined based upon the level of achievement of threshold, target, and maximum performance of quantitative and qualitative objectives. If achievement of a performance objective is below threshold, no incentive bonus is earned for that objective, and if achievement is greater than maximum, the maximum bonus level is earned. The Chief Executive Officer and the other NEOs have different cash incentive opportunity levels (expressed as a percentage of base salary) for achievement at the threshold, target, and maximum levels. These percentage levels are in line with information provided by compensation consulting group reporting to the Compensation Committee.

Table of Contents

The target percentage levels are outlined below.

	<u>Threshold</u>	<u>Target</u>	<u>Maximum</u>
Gregory S. Bielli, Chief Executive Officer	50.00%	100.00%	150.00%
Allen E. Lyda, Chief Operating Officer	42.50%	85.00%	127.50%
Joseph N. Rentfro, EVP, Real Estate	25.00%	50.00%	75.00%
Hugh F. McMahon, EVP, Real Estate	35.00%	70.00%	105.00%
Michael R.W. Houston SVP, General Counsel	30.00%	60.00%	90.00%

Quantitative Financial Goal – Corporate

The achievement of entitlements and the beginning of development for our real estate projects is a very important long-term goal, and because Tejon does not generate significant revenue at this time, its short-term objectives, both quantitative and qualitative, are tied to metrics that are critical for the accomplishment of long-term goals. For our annual incentive, two corporate budgeted financial goals are considered: adjusted EBITDA and adjusted total corporate revenue. Total adjusted corporate revenue includes revenue from operations, gross sales of investment property, other income, and equity in earnings of unconsolidated joint ventures. Our definition of adjusted EBITDA is earnings before interest, taxes, depreciation, amortization, and non-cash stock compensation. We believe this is a more accurate measurement of the cash used in the operations of the Company. We believe adjusted EBITDA provides a better indicator of management's creation of operating cash, which is critical to the funding of our entitlement and development efforts, since the Company has significant non-cash expenses each year. The following table outlines adjusted EBITDA and adjusted total revenue results for 2018. Adjusted EBITDA for compensation purposes includes only company specific operations and not the add back of our share of unconsolidated joint venture depreciation, amortization and interest expense. Therefore, this number is different from the numbers shown in the 2018 Annual Report and Form 10-K, Non-GAAP measures.

<u>Corporate Quantitative Goal</u>	<u>2017 Actual</u>	<u>2018 Threshold</u>	<u>2018 Target</u>	<u>2018 Maximum</u>	<u>2018 Actual</u>	<u>% of Target</u>
Adjusted EBITDA *	\$ 4,939,000	\$ 6,508,000	\$ 8,677,000	\$ 13,016,000	\$ 12,883,000	148.47%
Adjusted Total Revenue **	\$39,669,000	\$34,034,000	\$45,378,000	\$ 68,067,000	\$ 50,738,000	111.81%

These performance measurement numbers are determined based on calculations within the Company's 2018 business plan and operating budget. The Compensation Committee uses data from each year's annual budget because it is a reflection of what the Company believes will happen in the coming year based on an analysis of the commodity markets we operate in, anticipated weather patterns that impact our agricultural operations, and sales/leasing activity within TRCC. Our operating budgets we believe are a better predictor of each year's revenue creation compared to prior year actual numbers, because our forecasting process attempts to pick up annual anticipated production within our crops, primarily pistachios, and trends in the commodity markets we operate in that may not be reflected in the prior year actual numbers.

[Table of Contents](#)

Using prior year numbers as a target level for comparison to the next year can unfairly benefit or hurt plan participants due to the nature of commodity markets. As you see above the 2018 target goal numbers and the 2017 actual numbers are significantly different. The budgeted target goal for 2018 is greater than the prior year actuals due largely to the anticipation of increased pistachio production due to the alternate year production cycle and the anticipated sale of water. The 2018 actual results are greater than target goal numbers and prior year numbers due to the favorable variances described earlier in this section on page 25. The tables below reflect actual achievement shown in the format used by the Company internally to measure NEOs performance compared to the approved 2018 operating budget.

* Adjusted EBITDA Actual 2018 Calculation (non-GAAP):

Income before income tax benefit	\$ 5,555,000
Interest, net	(1,344,000)
Depreciation and amortization	5,424,000
Stock compensation expense	3,248,000
Total Adjusted EBITDA	<u>\$ 12,883,000</u>

** Total Adjusted Revenue:

Real Estate Commercial /Industrial (includes equity in earnings of joint ventures)	\$ 12,804,000
Mineral Resources	14,395,000
Farming	18,563,000
Ranch Operations	3,691,000
Other Revenue	1,285,000
Total Adjusted Revenue and Other Income (1)	<u>\$ 50,738,000</u>

(1) As shown in the 2018 Annual Report filed on Form 10-K.

Short-Term Objectives – Corporate

Annual short-term milestone corporate objectives are generally those items identified each year that are critical to successfully moving forward the Company's long-term objectives related to land entitlement and development within our four development projects.

For 2018 the short-term objectives were as follows:

- Centennial Board of Supervisor approval by year-end 2018. The importance of this goal is that receipt of Los Angeles Board of Supervisor approval is the next step in receiving entitlements for the development of the Centennial mixed-use community. In December 2018, the Board of Supervisors voted 4-1 in favor of our plan to develop Centennial. This objective was met at a target level of achievement.
- Fully leasing 2017 speculative building by year-end 2018. The achievement of this goal during 2018, has allowed TRCC to continue positive momentum within the project by beginning construction of a new speculative building for lease in a partnership with Majestic Realty during 2019. The new speculative building is now 67% leased prior to construction being completed. This objective was met at the maximum level of achievement.
- Foreign Trade Zone application approval by mid-year 2018. The importance of this goal is that it provides another incentive tool that can be used in the marketing of TRCC. This objective was

[Table of Contents](#)

achieved during the first half of 2018. To show the benefit of this tool, the new tenant in the new speculative building for lease that is being constructed during 2019 will be a user of the Foreign Trade Zone. This objective was met at the maximum level of achievement.

Individual Performance Objectives

In addition to the quantitative goals described above, the Chief Executive Officer's annual incentive bonus in 2018 was based upon the achievement of individual performance objectives proposed by the Chief Executive Officer and agreed upon and approved by the Compensation Committee. These objectives are tied to business development and organizational goals that move the Company forward in achieving its long-term objectives, including the achievement of strategic milestones related to land development and entitlement efforts that the Compensation Committee and the Board believe to be critical to the achievement of the Company's long-term business plan. Individual goals for 2018 specifically related to leading and directing a ranch-wide strategy to facilitate future successful entitlement of our development projects, approval of Mountain Village's commercial element, Farm Village, site plan, overseeing an outreach strategy to build support for our entitlement programs in Los Angeles County and Kern County, overseeing succession plans for key departments, and overseeing our corporate wide cost control program. Based on the approval of the Centennial plan, approval of the first phase site plan of the Farm Village for Mountain Village, continued reduction in operating costs for the year, not to include increased water cost of sales, the Compensation Committee determined that the Chief Executive Officer individual performance was at a level above target achievement but below maximum achievement.

The other NEOs have more diverse individual performance goals than the Chief Executive Officer. These goals are generally tied to individual areas of responsibility, which focus on both short-term and long-term goals (including improving operational efficiencies and achieving short-term milestones and other goals with respect to the Company's long-term business strategy related to land entitlement, development, and conservation). Generally, the qualitative goals covered:

- Coordination regarding litigation, entitlement and permitting activity, and pre-development milestones for our Mountain Village community, Centennial community, and Grapevine community.
- Guiding the Company in working with various government agencies as a part of the entitlement process.
- Acquiring and managing water resources to include the development of new water infrastructure.
- Joint venture agreement for development of a new speculative building for lease within Tejon Ranch Commerce Center during 2018. New building to be constructed in 2019.
- Approval of site plan for the first phase of commercial development at Mountain Village.
- Meeting implementation dates related to farm developments.
- Analysis of future staffing requirements to meet near-term and long-term needs as the Company moves forward with its land entitlement and development plans.
- Coordination with key Resource Organizations and the Tejon Ranch Conservancy to allow for successful entitlement of our development projects.

The Chief Executive Officer and the Compensation Committee evaluate the success of the NEOs (other than the Chief Executive Officer) in meeting their individual performance objectives, with final approval provided by the Compensation Committee. The Chief Executive Officer and the Compensation Committee note whether each objective was accomplished in the time frame designated and if the outcome achieved was as specified in the original objective.

2018 Performance Achievement

The following chart provides a breakdown of 2018 annual incentive award measurement by performance measurement category and the total 2018 incentive award as a percentage of salary. Final award measurement for the NEOs reflects actual results. The award measurement percentage for each NEO for each category varies this year from zero to a number between threshold and maximum achievement.

	Gregory S. Bielli - Chief Executive Officer	Allen E. Lyda - Chief Operating Officer*	Joseph Rentfro - EVP Real Estate	Hugh F. McMahon - EVP Commercial	Michael R.W. Houston SVP/ General Counsel
Weighted Measures					
	Corporate Quantitative Measurements				
Adjusted EBITDA	40.00%	40.00%	40.00%	40.00%	40.00%
Results as % of Target	148.46%	148.46%	148.46%	148.46%	148.46%
Weighted Total (1)	59.39%	59.39%	59.39%	59.39%	59.39%
Adjusted Total Company Revenue	10.00%	10.00%	10.00%	10.00%	10.00%
Results as % of Target	111.81%	111.81%	111.81%	111.81%	111.81%
Weighted Total (1)	11.18%	11.18%	11.18%	11.18%	11.18%
	Corporate Short-Term Objectives				
Blended Short-Term Objectives	30.00%	30.00%	30.00%	30.00%	30.00%
Results as % of Target	140.00%	140.00%	140.00%	140.00%	140.00%
Weighted Total (1)	42.00%	42.00%	42.00%	42.00%	42.00%
	Divisional Quantitative / Qualitative Measurements:				
Individual Objectives	20.00%	20.00%	20.00%	20.00%	20.00%
Results as % of Target	121.76%	108.78%	77.08%	102.50%	101.56%
Weighted Total (1)	24.35%	21.76%	15.42%	20.50%	20.31%
	Total				
Total Incentive Award as a Percentage of Target	136.92%	134.33%	127.99%	133.07%	132.88%
Total Incentive Award as a Percentage of Salary	136.92%	114.17%	63.99%	93.15%	79.73%

(1) Weighted total is calculated as the performance objective times the performance achievement factor.

* Mr. Lyda served as the Company's Chief Financial Officer until January 4, 2019, when he was appointed Chief Operating Officer. Mr. Lyda served as Chief Financial Officer for the entirety of 2018.

Equity Compensation

The Compensation Committee believes that the long-term value of the Company will be driven by the execution of its long-term strategies. Accordingly, Tejon uses long-term equity incentives to align senior management's interests with shareholders' interests. The Compensation Committee believes that management should own stock and that teamwork among the management group is important in meeting business goals. Therefore, long-term milestone incentives are goal-based, with common performance measures for all participants to encourage teamwork.

Long-Term Equity Compensation Vehicle	Grant Frequency	Target Long-Term Vehicle Weight	Vesting	Purpose
Performance Related Milestone Grants	Every three years, most recent grant in 2017	40%	Cliff vesting at the end of the three-year period	To tie equity compensation to longer-term real estate development milestones
Three-Year Cash Flow Performance Grants	Annually	40%	Cliff vesting at the end of the three-year period	To measure and tie equity compensation opportunity to ongoing cash flow of our business, which is needed to fund our real estate development activities
Time-Vested Restricted Stock	Annually	20%	Three-year prorated vesting	To encourage share ownership and retention of executives

At the end of 2016, the Board of the Company, on the recommendation of the Compensation Committee, approved the 2017-2019 performance milestone measurement objectives that will be used to measure the vesting of performance milestone grants. The objectives are:

1. Provide assistance in obtaining approval of and/or be a part of an approved ground water sustainability agency for the White Wolf Basin and the Castac Lake Basin. Grant date value of award equals 40% of total. The achievement of this goal is important to our ability to work with local water districts in the management of groundwater on our lands.
2. Create a destination retail development program on land adjacent to the Outlets of Tejon and begin construction of that program. Grant Date value of award equals 35% of total. This objective is important to our ongoing development of TRCC and the expansion of retail services in order to expand our offerings and draw more consumers to our development.
3. Develop a program for the development of one of our residential master plans through a joint venture agreement, a letter of intent with a potential joint venture partner, or a program to develop the identified community ourselves. Grant date value of award equals 25% of total. This goal is key to the next step in the land development process as we move past entitlement and permitting and begin preparation to begin development activities.

[Table of Contents](#)

Shares were granted in March 2017 with a target vesting date of December 2019. Maximum award achievement is 150% of target and occurs if performance objectives are achieved ten months prior to target date. Threshold award achievement is 50% of target and occurs if objectives are achieved no more than ten months after the target vesting date. The following table identifies the target value and target shares granted:

	Target Value	Target Shares
Gregory S. Bielli	\$ 1,483,198	64,347
Allen E. Lyda	556,658	24,150
Joseph N. Rentfro	472,779	20,511
Hugh F. McMahon	444,404	19,280
Michael R.W. Houston	307,510	13,341

When granting three-year cash flow performance shares, the Company's practice is to determine annually a dollar amount of equity compensation to be provided, and to grant a number of performance shares that have a fair market value equal to that amount on the date of grant. Vesting of these annual grants is tied to the achievement of a rolling three-year cash metric. The rolling three-year cash metric is budgeted cash provided from operations. For 2018, the dollar amount attributed to performance shares for the Chief Executive Officer was \$500,000, and for the other NEOs it ranged from \$105,000 to \$195,000, depending on the importance of each NEO's input to the successful achievement of the goal. The level of the target dollar amount for each NEO is based on a report from the POE Group, prior compensation consultant, that recommended long-term compensation goals for each position. The shares granted are expensed based on the closing price of the stock on grant date.

The annual performance shares are tied to the achievement of the rolling three-year cash flow metric, described above. This performance metric was selected by the Compensation Committee as a measurement of management's ability to create operating cash over an extended period at a time when cash demands will be high and net income will not be significant. For 2018, this cash flow measure covers the years 2018 through 2020 and has a cumulative cash from operations target of \$32,727,000. The Company believes that achievement of this target level of performance will require significant effort and is dependent on the continued absorption of land at Tejon Ranch Commerce Center, improvement in oil and mineral revenues, maintenance of farm revenues at current levels, sales of water, and progress with respect to pre-development activities at Mountain Village and entitlement activities at Centennial and Grapevine. Please refer to our Annual Report on Form 10-K for the year ended December 31, 2018 for additional information regarding entitlement and development activities. This target assumes we are moving forward in a positive manner with respect to our development projects. These grants vest after three years. The number of shares to be received is determined by the extent of performance achievement and can range from zero shares to the maximum award amount, which is 150% of the target award.

For the 2016 – 2018 period, the goal for cumulative cash from operations was \$41,274,000. For the 2016 – 2018 period, goal achievement was 90.37% of the target objective, with actual cash from operations at \$37,298,000. These grants, which are referenced in footnote 2 to the Outstanding Equity Awards at 2018 Fiscal Year-End table that begins on page 53, vested and were delivered in early March after approval by the Compensation Committee.

Table of Contents

Actual shares earned in respect of 2016-2018 three-year cash flow performance shares are as follows:

Name	2016-2018 Performance Grants Cash from Operations
Gregory S. Bielli, Chief Executive Officer	22,063
Allen E. Lyda, Chief Operating Officer *	8,280
Joseph N. Rentfro, EVP, Real Estate	7,067
Hugh F. McMahon EVP, Real Estate	6,643
Michael R.W. Houston SVP, General Counsel	N/A**

* Mr. Lyda was appointed to serve as the Company's Chief Operating Officer on January 4, 2019. For the entirety of 2018, Mr. Lyda served as the Company's Chief Financial Officer.

** Mr. Houston was not employed by the Company in 2016 when awards were granted.

See the 2018 Grants of Plan Based Awards Table on page 52 for the number of shares granted to each NEO for the 2018-2020 rolling three-year period. The table below summarizes the outstanding (as of the end of 2018) cash flow performance share measurement goals.

(Dollars in thousands) Performance Grants	Threshold	Target	Maximum	Actual
2016-2018 Cash Flow Objective - Cash From Operations	\$20,637	\$41,274	\$61,911	\$37,298
2017-2019 Cash Flow Objective - Cash From Operations	\$14,126	\$28,251	\$42,377	N/A
2018-2020 Cash Flow Objective - Cash From Operations	\$16,364	\$32,727	\$49,091	N/A

During 2018, the Compensation Committee granted time-vested restricted stock to the NEOs. This element is seen as a balance to the strong performance orientation of both the LTIP and the annual incentive program, with the objective of retaining our executive team. The dollar value attributed to these shares is one-half the annual performance share grant. For 2018, the dollar amount for the Chief Executive Officer was \$250,000, and for the other NEOs it ranged from \$50,500 to \$97,500.

Benefits and Perquisites

Retirement Plans

The Compensation Committee believes that retirement programs are important to the Company, as they contribute to the Company's ability to be competitive with its peers. For many of our employees, including the Chief Operating Officer, and one of our Executive Vice Presidents of Real Estate Tejon provides a pension plan and a 401(k) plan. In addition, the Company provides the Chief Operating Officer a supplemental executive retirement plan, or SERP. Based on their hiring dates, the Chief Executive Officer, an Executive Vice President of Real Estate, and our Senior Vice President and General Counsel are not included in the pension plan or SERP, which were frozen for entrance as of February 1, 2007, but are included in the 401(k) plan. During 2017, both the pension plan and SERP were frozen as to the accrual of future benefits.

The NEOs may elect to defer cash and equity-based compensation payable to them pursuant to the Company's deferred compensation plan. This plan is designed to allow for retirement savings above the limits imposed by the IRS for 401(k) plans on an income tax-deferred basis. Cash amounts deferred into the plan are held in accounts with values indexed to the performance of selected mutual funds. Stock awards deferred into the plan can be converted to cash or kept in the Company's stock. All participants to date have only deferred stock awards and have maintained stock in the plan. The Company does not provide a match on executive deferrals under the deferred compensation plan.

Change in Control Benefits

The Compensation Committee believes that shareholders' interests will be best served if the interests of executive management are aligned with them, and that providing management with change in control benefits supports that objective by focusing executives on shareholder interests when considering strategic alternatives. Except for accelerated vesting of equity awards, available to all NEOs, pursuant to our equity compensation plan, change in control benefits, as provided in a severance agreement with selected NEOs, are only provided upon a termination of employment without cause or a resignation for good reason in connection with a change in control. Please refer to the Potential Payments Upon Termination or Change in Control table on page 57 of this Proxy Statement for a more detailed description and an estimate of value of these benefits. None of the agreements with our NEOs or other compensation plans, or arrangements provide for a gross-up payment or reimbursement for excise taxes that could be imposed on the executives. Beginning in 2019, future equity awards will have accelerated vesting only upon a change in control and termination of employment without cause or a resignation for good reason in connection with a change in control.

In addition to the foregoing change in control severance benefits, the NEOs who participate in the pension plan and SERP will also continue to be entitled to benefits under any existing pension plan and SERP as determined in accordance with the terms of those plans.

Separation or Severance Benefits

In some circumstances, the Compensation Committee believes it is in the Company's best interest to provide a severance benefit in order to provide a smooth transition period for the Company when an executive leaves, even if the Company does not have a contractual obligation to provide a separation package. Separation benefits in the form of salary continuation and health benefits may be provided to departing executives on a case-by-case basis. These benefits have historically endured for approximately one year.

Unless the Compensation Committee determines otherwise, if an NEO's employment with the Company is terminated for any reason, including death or disability, prior to vesting of all or any part of a restricted stock award or performance unit award, the NEO will forfeit to the Company the portion of the award that has not vested.

Perquisites and Other Personal Benefits

The Compensation Committee reviews annually the perquisites that NEOs receive. The primary benefits for the NEOs are Company vehicles and related maintenance. In addition, the Chief Executive Officer receives additional life insurance in excess of the insurance that is part of the Company's broad-based life insurance policy. This additional insurance supplement is necessary to provide the same three-time salary benefit that other employees receive. These benefits are provided to attract and retain highly qualified executives, and because executives often place a higher value on these benefits relative to cost to the Company as compared to increases in cash compensation. In addition, the automobile benefit is provided to executives as well as other Company employees because the Company's location and the size of the Company's property necessitate extensive car travel.

Senior management also participates in the Company's other benefit plans on the same terms as other employees. These plans include medical, dental, and life insurance.

Other Compensation Practices and Policies

Clawback Policy

The Company has a policy requiring a fixed course of action with respect to compensation adjustments following restatements of our financial statements. In the event that our Board determines there has been a restatement due to material noncompliance with any financial reporting requirement under the securities laws, the Board will review all incentive payments that were made to executive officers and all performance-based equity awards granted to executive officers that were vested in each case, on the basis of having met or exceeded such performance targets in grants or awards made during the three full fiscal years prior to the filing of the Current Report on Form 8-K announcing the restatement.

If such payments and/or vesting would have been lower had they been calculated based on such restated results, the Board will, to the extent permitted by governing law, seek to recoup for the benefit of the Company's shareholders such payments to and/or equity awards held by executive officers who are found personally responsible for the material restatement, as determined by the Board, by requiring such executive officers to pay such amounts to the Company by set-off, by reducing future compensation, or by such other means or combination of means as the Board determines to be appropriate.

Stock Ownership Guidelines

The Company's stock retention guidelines are as follows:

<u>Position</u>	<u>Stock Multiple</u>
Chief Executive Officer	5.0 x Base Salary
Chief Operating Officer and Chief Financial Officer	3.0 x Base Salary
Other NEOs	2.0 x Base Salary

All NEOs are expected to make reasonably steady progress toward these ownership guidelines each year. The Chief Executive Officer has through 2018 to meet the guidelines, the Executive Vice Presidents of Real Estate have until 2020, and the Senior Vice President General Counsel has through 2021 to reach their guidelines, based on their participation dates in 2015 and 2016. The Chief Operating Officer has met the stock ownership guidelines. The Compensation Committee reviews such progress annually. Since these guidelines are not a contractual basis for remaining in the employment of the Company, the success or lack of success in meeting the guidelines will be evaluated by the Compensation Committee and reflected in each NEO's annual review for that year.

Securities Trading Policy

The Company has a policy that prohibits executive officers and directors from trading in Company stock while in the possession of nonpublic information. Executive officers and directors are also prohibited from trading in options, puts, calls, or other derivative instruments related to the Company's stock. They are also prohibited from purchasing stock on margin, borrowing against the Company's stock held in a margin account, or pledging stock as collateral for a loan.

Tax Considerations

For 2017 and prior years, Section 162(m) of the Internal Revenue Code imposed a \$1 million limit on the deductibility of compensation paid to certain executive officers of public companies, unless the compensation meets certain requirements for "performance-based" compensation. Following adoption of the 2017 Tax Cuts and Jobs Act (the "Tax Cuts and Jobs Act"), the exceptions from Section 162(m)'s deduction limit for performance-based compensation and for the chief financial officer's compensation were eliminated effective for taxable years beginning after December 31, 2017. Under the Tax Cuts and Jobs Act, annual compensation paid to covered employees in excess of \$1 million dollars will not be deductible (other than in the case of certain arrangements in

[Table of Contents](#)

place as of November 2, 2017). Due to the complexity of Section 162(m) and the grandfather rules thereunder, the Compensation Committee cannot be certain that compensation arrangements that were in place before such date that were intended to qualify as performance-based compensation under Section 162(m) will in fact be deductible.

Compensation Committee Interlocks and Insider Participation

Directors Betts, Leggio, Metcalfe, Stack, and Tisch served on the Compensation Committee during 2018. No member of the Compensation Committee is or has been an officer or employee of the Company, or has had any relationship with the Company requiring disclosure under Item 404 of Regulation S-K.

COMPENSATION COMMITTEE REPORT

The Compensation Committee has reviewed the Compensation Discussion and Analysis and discussed that Compensation Discussion and Analysis with management. Based on its review and discussions with management, the Compensation Committee recommended to our Board that the Compensation Discussion and Analysis be included in the Company's 2019 Proxy Statement and incorporated by reference into the Company's Annual Report on Form 10-K for the year ended December 31, 2018. This report is provided by the following independent directors, who comprised the Compensation Committee for 2018.

Steven A. Betts (Chairman),
Anthony L. Leggio,
Norman J. Metcalfe,
Geoffrey L. Stack,
Daniel R. Tisch

Fiscal Year 2018 Summary Compensation Table

The following table summarizes the total compensation awarded to, earned by, or paid to each of the NEOs for the fiscal years ended December 31, 2018, 2017, and 2016.

Name and Principal Position	Year	Salary (\$)	Bonus (\$)	(1) Stock Awards (\$)	(2) Non-Equity Incentive Plan Compensation (\$)	(3) Change in Pension Value and Nonqualified Deferred Compensation Earnings (\$)	(4) All Other Compensation (\$)	Total (\$)
Gregory S. Bielli Chief Executive Officer	2018	625,000	—	750,001	855,768	—	22,177	2,252,946
	2017	625,000	—	2,233,199	437,770	—	19,364	3,315,333
	2016	600,000	—	2,095,008	611,671	—	21,642	3,328,321
Allen E. Lyda* Chief Operating Officer	2018	325,000	—	292,507	371,074	—	10,295	998,876
	2017	309,252	—	834,986	144,043	175,874	9,857	1,474,012
	2016	300,245	—	270,227	204,495	262,181	15,608	1,052,756
Hugh F. McMahon Executive Vice President, Real Estate	2018	255,544	—	229,988	238,037	—	9,835	733,404
	2017	248,101	—	667,689	99,388	57,075	8,867	1,081,120
	2016	240,875	—	216,791	144,121	44,685	15,204	661,676
Joseph N. Rentfro Executive Vice President, Real Estate	2018	261,375	—	235,225	167,261	—	15,679	679,540
	2017	261,375	—	708,027	113,876	—	12,200	1,095,478
	2016	256,250	—	465,981	160,314	—	20,292	902,837
Michael R.W. Houston (5) Senior Vice President, General Counsel	2018	261,375	—	156,816	208,394	—	11,626	638,211
	2017	255,000	—	460,516	101,694	—	9,407	826,617
	2016	166,667	—	199,500	95,446	—	9,407	471,020

* Mr. Lyda was appointed to serve as the Company's Chief Operating Officer on January 4, 2019. For the entirety of 2018, Mr. Lyda served as the Company's Chief Financial Officer.

Table of Contents

1. The figures in this column represent equity awards for the Chief Executive Officer and for the other NEOs as follows: (i) grant date fair value of time-based grants; and (ii) the grant date fair value of the three-year rolling performance shares granted in 2018. The following outlines the 2018 stock grants:

	Time Based Restricted Stock Award	Three-Year Rolling Performance Shares	Total Actual Award
Gregory S. Bielli	\$ 250,008	\$ 499,993	\$ 750,001
Allen E. Lyda	\$ 97,502	\$ 195,005	\$ 292,507
Hugh F. McMahon	\$ 76,670	\$ 153,318	\$ 229,988
Joseph N. Rentfro	\$ 78,408	\$ 156,817	\$ 235,225
Michael R. W. Houston	\$ 52,272	\$ 104,544	\$ 156,816

The value of stock awards is the grant date fair value of awards computed in accordance with FASB ASC Topic 718. The grant date fair value for grants with performance conditions includes the estimated probable outcome of the performance condition. Further information regarding stock awards can be found in Note 11, Stock Compensation Plan, to the Consolidated Financial Statements in the Company's Annual Report on Form 10-K for the year ended December 31, 2018. The stock awards granted did not vest during 2018 and will only vest in future years based on the achievement of cash flow targets, milestones and/or continued employment with the Company.

At maximum achievement, the value received under the three-year rolling performance shares awards granted in 2018 would be \$750,000 for Mr. Bielli, \$292,508 for Mr. Lyda, \$229,977 for Mr. McMahon, \$235,224 for Mr. Rentfro, and \$156,816 for Mr. Houston.

2. Non-equity incentive plan compensation is described in the Compensation Discussion and Analysis under "Annual Performance-Based Incentive Bonuses" beginning on page 39. Incentive bonuses are paid in cash.
3. The change in pension value is based upon the same assumptions and measurements that are used for the audited financial statements for the current year. See Note 15, Retirement Plan, to the Consolidated Financial Statements in the Company's Annual Report on Form 10-K for the year ended December 31, 2018. There was a decline in present value of the accumulated benefit during 2018, so no value is included in the above compensation table for 2018. There are no above-market or preferential earnings related to the Company's nonqualified deferred compensation plan.
4. Except with respect to Mr. Bielli, for whom "All Other Compensation" also includes \$3,720 for life insurance premiums, each of the NEOs received the amounts set forth in this column in the form of a Company-provided vehicle and related maintenance.
5. Mr. Houston joined the Company in May 2016. His compensation for 2016 includes pro-rated salary and non-equity incentive plan compensation amount based upon time of service in 2016.

Grants of Plan-Based Awards in Fiscal Year 2018

The following table provides information about awards granted to the NEOs in the fiscal year ended December 31, 2018.

Name	Year	Grant Date	Estimated Future Payouts Under Non-Equity Incentive Plan Awards			Estimated Future Payouts Under Equity Incentive Plan Awards			All Other Stock Awards: Number of Shares of Stock or Units (#)	Grant Date Fair Value of Stock Awards (\$)
			Threshold (\$)	Target (\$)	Maximum (\$)	Threshold (#)	Target (#)	Maximum (#)		
Gregory S. Bielli										
Annual Incentive Plan	2018		312,500	625,000	937,500					
Time Vested Stock Grant		3/05/18							11,077	250,008
Performance Grants, Cash Flow Objective		3/05/18				11,077	22,153	33,230		499,993
Allen E. Lyda										
Annual Incentive Plan	2018		138,125	276,250	414,375					
Time-Vested Stock Grant		3/05/18							4,320	97,502
Performance Grants, Cash Flow Objective		3/05/18				4,320	8,640	12,960		195,005
Hugh F. McMahon										
Annual Incentive Plan	2018		89,440	178,881	268,321					
Time-Vested Stock Grant		3/05/18							3,397	76,670
Performance Grants, Cash Flow Objective		3/05/18				3,397	6,793	10,190		153,318
Joseph N. Rentfro										
Annual Incentive Plan	2018		65,344	130,688	196,031					
Time-Vested Stock Grant		3/05/18							3,474	78,408
Performance Grants, Cash Flow Objective		3/05/18				3,474	6,948	10,422		156,817
Michael Houston										
Annual Incentive Plan	2018		78,413	156,825	235,238					
Time Vested Stock Grant		3/05/18							2,316	52,272
Performance Grants, Cash Flow Objective		3/05/18				2,316	4,632	6,948		104,544

1. The annual non-equity incentive award is based on the achievement of both quantitative and qualitative annual business objectives. The objectives vary based on the NEO's responsibilities. For 2018, based upon the percentage of achievement shown in the "Annual Performance-Based Incentives" section of the Compensation Discussion and Analysis, Mr. Bielli earned an incentive of \$855,768; Mr. Lyda \$371,074; Mr. McMahon 238,037; Mr. Rentfro \$167,261; and Mr. Houston \$208,394.
2. The equity incentive award program provides for performance unit grants, which vest upon achievement of a cash flow objective over a three-year time frame. The objective is based upon meeting targeted cash from operations within the Company's five-year business plan. The three-year objective for these potential stock awards is cash from operations of \$32,727,000. For additional details, see the "Equity Compensation" section of the Compensation Discussion and Analysis beginning on page 45.

Outstanding Equity Awards at 2018 Fiscal Year-End

The following table provides information on the current holdings of restricted stock, and performance unit awards of the NEOs. This table includes unvested stock grants, as well as performance share grants with performance conditions that have not yet been satisfied. Each equity grant is shown separately for each NEO who had outstanding equity as of December 31, 2018. The market value of the stock awards is based on the closing market price of Tejon stock as of December 31, 2018, which was \$16.58 per share. The market value as of December 31, 2018 shown below assumes satisfaction of performance objectives at the target level of achievement.

Name	Stock Awards			Equity Incentive Plan Awards: Market of Payout Value of Unearned Shares, Units or Other Rights That Have Not Vested (\$)
	Number of Shares or Units of Stock That Have Not Vested (#)	Market Value of Shares or Units of Stock That Have Not Vested (\$)	Equity Incentive Plan Awards: Number of Unearned Shares, Units, or Other Rights That Have Not Vested (#)	
Gregory S. Bielli:				
Time-Based Stock Awards (1)	22,378	371,027		
Performance Shares (2)			68,260	1,131,751
Milestone Performance Units (3)			65,076	1,078,960
Supplemental Milestone Performance Units (4)			49,550	821,539
Totals Gregory S. Bielli	22,378	371,027	182,886	3,032,250
Allen E. Lyda:				
Time-Based Stock Awards (1)	8,531	141,444		
Performance Shares (2)			25,853	428,643
Milestone Performance Units (3)			24,150	400,407
Totals Allen E. Lyda	8,531	141,444	50,003	829,050
Hugh McMahon:				
Time-Based Stock Awards (1)	6,776	112,346		
Performance Shares (2)			20,602	341,581
Milestone Performance Units (3)			19,374	321,221
Totals Hugh McMahon	6,776	112,346	39,976	662,802
Joseph N. Rentfro:				
Restricted Stock Grant (5)	2,500	41,450		
Time Based Stock Awards (1)	7,046	116,823		
Performance Shares (2)			21,572	357,664
Milestone Performance Units (3)			20,411	338,414
Totals Joseph Rentfro	9,546	158,273	41,983	696,078
Michael R.W. Houston:				
Restricted Stock Units (6)	5,000	82,900		
Time-Based Stock Awards (1)	3,791	62,855		
Performance Shares (2)			9,057	150,165
Milestone Performance Units (3)			13,275	220,100
Totals Michael R.W. Houston	8,791	145,755	22,332	370,265

Table of Contents

- Time-based stock award vesting occurs ratably over three years from the grant date. Unvested time-based stock awards outstanding as of December 31, 2018 were as follows:

Name	2016 Time Based Grants	2017 Time Based Grants	2018 Time Based Grants	Total Time-Based Stock Awards
Gregory S. Bielli	4,070	7,231	11,077	22,378
Allen E. Lyda	1,528	2,683	4,320	8,531
Hugh F. McMahon	1,226	2,153	3,397	6,776
Joseph N. Rentfro	1,304	2,268	3,474	7,046
Michael R. W. Houston	0	1,475	2,316	3,791

- Performance shares consist of shares that may vest during March 2019, 2020, and 2021 based upon achievement of a rolling three-year cash flow objective that is included within our five-year business plan. The shares shown are based upon reaching target levels of performance. Included in this number are the following shares that will vest in 2018 and will be settled in 2019 due to the achievement of the specified cash flow objective over the 2016 – 2018 period:

Name	2019 Performance Share Awards Not Vested	2020 Performance Share Awards Not Vested	2021 Performance Share Awards Not Vested	Total Performance Share Awards
Gregory S. Bielli	24,415	21,692	22,155	68,260
Allen E. Lyda	9,163	8,050	8,640	25,853
Hugh F. McMahon	7,351	6,458	6,793	20,602
Joseph N. Rentfro	7,820	6,804	6,948	21,572
Michael R. W. Houston	0	4,425	4,632	9,057

Actual shares earned in respect of the 2016-2018 three-year cash flow performance shares at an achievement level of 90.37% is as follows:

Name	2016-2018 Performance Grants Cash from Operations
Gregory S. Bielli, Chief Executive Officer	22,063
Allen E. Lyda, Chief Operating Officer *	8,280
Joseph N. Rentfro, EVP, Real Estate	7,067
Hugh F. McMahon EVP, Real Estate	6,643
Michael R.W. Houston SVP, General Counsel	N/A**

* Mr. Lyda was appointed to serve as the Company's Chief Operating Officer on January 4, 2019. For the entirety of 2018, Mr. Lyda served as the Company's Chief Financial Officer.

** Mr. Houston was not employed by the Company in 2016 when awards were granted.

- Milestone performance units consist of shares that may vest upon achievement of specific milestone objectives related to our residential development. For additional detail, see the "Equity Compensation" section of the Compensation Discussion and Analysis beginning on page 45.
- Supplemental milestone grants vest upon the achievement of specific goals related to the Mountain Village and Grapevine projects. Goal measurement is December 31, 2019.
- The RSUs granted to Mr. Rentfro will vest ratably over a three-year period beginning in March 15, 2016.
- The RSUs granted to Mr. Houston will vest ratably over a three-year period beginning in May 15, 2017.

Stock Vested in Fiscal Year 2018

The following table provides information for the NEOs regarding the value realized and the number of shares acquired upon the vesting of stock awards, before payment of any applicable withholding tax and broker commissions.

Name	Number of Shares Acquired on Vesting (#)	Value Realized on Vesting (\$)
Gregory S. Bielli		
Time Grant	10,345	250,866
Performance Grants (1)	18,881	457,864
Total Gregory S. Bielli	29,226	\$708,731
Allen E. Lyda		
Restricted Stock Grants	10,000	213,100
Time Grants	4,035	97,849
Performance Share Grants (1)	8,269	200,523
Total Allen E. Lyda	22,304	511,472
Hugh F. McMahon		
Time Grants	3,238	78,522
Performance Share Grants (1)	6,655	161,384
Total Hugh F. McMahon	9,893	\$239,905
Joseph N. Rentfro		
Restricted Stock Grants	2,500	63,750
Time Grant	3,434	83,275
Performance Share Grants (1)	7,081	171,714
Total Joseph F. Rentfro	13,015	\$318,739
Michael R.W. Houston		
Restricted Stock Grants	2,500	62,200
Time Grant	738	17,897
Total Michael R. W. Houston	3,238	\$ 80,097

- The performance share grants that vested during 2018 were originally granted in 2015 as part of the annual rolling three-year performance grant that is tied to the achievement of specified cash management objectives. For additional detail regarding performance equity plans, see the "Equity Compensation" section of the Compensation Discussion and Analysis beginning on page 45.

Pension Benefits in Fiscal Year 2018

The Company's pension plan is a tax-qualified retirement program that covers eligible employees of the Company. Effective January 31, 2007, the pension plan was frozen so that anyone hired on or after February 1, 2007, is not allowed to participate in the plan. An employee is eligible for normal retirement benefits on the first day of the month coinciding with or next following the employee's Social Security retirement date. The amount of annual benefit, payable monthly, is based upon an employee's average monthly compensation, which is based upon the employee's highest five consecutive calendar years of compensation out of the employee's final ten years of compensation. The amount of the annual benefit payable monthly is 1.45% of the average monthly compensation, offset by .65% of the final average compensation not in excess of one-twelfth of covered compensation, multiplied by total years of service (up to a maximum of 25 years). Effective April 2017, the Company froze the pension plan and SERP as it relates to the accrual of future benefits.

Table of Contents

The supplemental executive retirement plan, or SERP, was established for the NEOs to replace any pension benefit the NEOs might lose due to the IRS-prescribed limit applicable to tax-qualified plans. The SERP benefit is calculated based on the same formula as the defined benefit plan.

Name	Plan Name	Number of Years Credited Service (#)	(1) Present Value of Accumulated Benefit (\$)	Payments During Last Fiscal Year (\$)
Gregory S. Bielli	None			
Allen E. Lyda	Defined Benefit Plan	29	759,476	—
	Supplemental Executive Retirement Plan	29	860,091	—
Hugh F. McMahon	Defined Benefit Plan	18	295,637	—
Joseph N. Rentfro	None			
Michael R. W. Houston	None			

- The present value of the accumulated benefit is based upon the same assumptions and measurements that are used in the preparation of the audited financial statements for the current year. See Note 15, Retirement Plans, to the Consolidated Financial Statements in the Company's Annual Report on Form 10-K for the fiscal year ended December 31, 2018 for the valuation method and these assumptions.

Fiscal Year 2018 Nonqualified Deferred Compensation Table

The nonqualified deferred compensation plan allows the deferral of salary, bonuses, and vested restricted stock or performance units, and there are no limits on the extent of deferral permitted. The plan is available for the NEOs and directors of the Company. Each of the NEOs with deferred compensation has elected to defer payment until termination of employment, at which time payment will be made in a lump sum in accordance with Internal Revenue Code Section 409A. The plan provides for withdrawals in the event of unforeseeable emergencies such as financial hardship from illness or accident, loss of property due to casualty, or other similar extraordinary circumstances arising as a result of events beyond the control of the employee, as determined by the Company. A distribution based on an unforeseeable emergency is made only with the consent of the Company.

The decision by each NEO to defer future compensation and the distribution date of any deferral is determined at the end of each fiscal year for awards that may be received in the coming year. The Company does not contribute to the nonqualified deferred compensation plan for the benefit of any NEO or director. Earnings from any cash contributed or stock that is converted to cash by a NEO or director are based upon the market return of the investment in which such officer or director directed his or her contribution. All holdings in the nonqualified deferred compensation plan are in the form of Company stock. No shares have been converted to cash within the plan.

Name	Executive Contribution in Last FY (\$)	Aggregate Earnings (Loss) in Last FY (2) (\$)	Aggregate Withdrawals/Distributions (\$)	Aggregate Balance at Last FYE (1) (\$)
Gregory S. Bielli	—	—	—	—
Allen E. Lyda	—	(42,615)	—	169,033
Hugh F. McMahon	—	—	—	—
Joseph N. Rentfro	—	—	—	—
Michael R. W. Houston	—	—	—	—

Table of Contents

1. All amounts reported in the aggregate balance at last fiscal year-end were reported as compensation to the NEO in the Summary Compensation Table for previous years.
2. Aggregate earnings in the last fiscal year are based on the change in price of the Company's stock from the prior year-end to December 31, 2018. This factor is used because all investments within the nonqualified deferred compensation plan are held in Company stock.

Fiscal Year 2018 Potential Payments Upon Termination or Change in Control

The Company has entered into an agreement with selected NEOs that provides for specified benefits upon a change in control and/or upon certain terminations outside of a change in control. A change in control is deemed to have occurred if (i) there is an acquisition by any person or group (excluding current ownership) of 20% or more of the outstanding shares of the Company; (ii) the Company sells all or substantially all of its assets; or (iii) the Company merges or consolidates with another entity.

Table of Contents

Benefits are payable to an NEO as a result of termination of employment in connection with a change in control if the NEO is terminated without cause during the two years after the occurrence of a change in control or the NEO is terminated prior to a change in control at the request of a third party who has taken steps to effect a change in control. The NEO will also receive benefits if he or she voluntarily terminates employment after a change in control if the NEO has been assigned substantial reductions in duties and responsibilities, received a reduction in base salary, or had an annual bonus opportunity eliminated or significantly reduced (i.e., a resignation for good reason). An NEO's employment shall be deemed to have been terminated with cause if employment is terminated as a result of failure to perform his or her duties, willful misconduct or breach of fiduciary duty, fraud, or wrongful disclosure of confidential information. Change in control benefits include a continuation of base salary for a period of 36 months for the Chief Executive Officer and 30 months for the other NEOs, and a lump sum payment of two and one-half times the NEO's average bonus for the previous three years. The NEOs are also entitled to receive a continuation of health and other insurance benefits over the salary continuation period. Each NEO also has the right to a three-month period to continue use of any perquisites he or she may have had prior to the change in control. For all NEOs unvested performance unit awards will vest at target achievement levels and other time-based awards will vest in full upon a change in control whether or not the NEO is terminated as outlined in the equity compensation plan. During the period of time described above during which benefits are to be received in connection with a change in control, the NEO must agree not to solicit any employees of the Company or disclose any confidential information related to the Company.

Name	Benefit	Before Change in Control	After Change in Control (1)	Change in Control No Termination (\$)
		Termination w/o Cause or for Good Reason (\$)	Termination w/o Cause or for Good Reason (\$)	
Gregory S. Bielli	Salary Continuation		1,875,000	
	Bonus – Target		1,562,500	
	Health Insurance		39,600	
	Other Compensation (2)		129,841	
	Equity Compensation		3,403,277	3,403,277
	Total Value		7,010,218	3,403,277
Allen E. Lyda (3)	Salary Continuation	325,000	812,500	
	Bonus – Target	276,250	690,625	
	Health Insurance	13,200	33,000	
	Other Compensation (2)	164,964	164,964	
	Equity Compensation	623,789	970,494	970,494
	Total Value	1,403,204	2,671,583	970,494
Hugh F. McMahon (4)	Equity Compensation		775,148	775,148
	Total Value		775,148	775,148
Joseph Rentfro (4)	Equity Compensation		854,351	854,351
	Total Value		854,351	854,351
Michael R.W. Houston	Salary Continuation		653,438	
	Bonus – Target		392,063	
	Health Insurance		42,000	
	Other Compensation (2)		23,463	
	Equity Compensation		516,019	516,019
	Total Value		1,626,982	516,019

1. Restricted stock and performance units vest upon a change in control. For purposes of this table, it is assumed all non-vested performance units and milestone units vest immediately at the target level. The value for vesting of performance unit awards and milestone performance awards is the closing market price on the last business day of 2018 (\$16.58).
2. "Other Compensation" consists of accrued and unused vacation and personal paid leave at the time of termination and, if the NEO has the right to use a Company vehicle prior to termination, the continuation of that benefit for a three-month period.

[Table of Contents](#)

3. If Mr. Lyda is involuntarily terminated by the Company without cause or voluntarily terminates employment for good reason, Mr. Lyda will receive an amount equal to one times his annual base salary; an amount equal to one times an average annual bonus over the last three years; continuation of medical benefits for a one-year period; any stock grants that vest at time of separation; and, for a twelve-month period after separation, any stock grants that would have vested if Mr. Lyda were still employed.
4. Mr. McMahon and Mr. Rentfro at this time only have change in control benefits related to outstanding stock awards per stock grant agreements.

Director Compensation in Fiscal Year 2018

In 2018, non-employee directors received 1,000 shares of stock and an annual retainer of \$60,000 payable quarterly in the form of common stock or a combination of common stock and cash. Common stock is paid in arrears, based on the closing price of the Company's common shares at each quarter end. In addition, the Chairman of the Board received an annual retainer of \$25,000 payable in common stock, and the Chairman of each of the Audit, Compensation, Real Estate, and Nominating and Corporate Governance Committees received an annual retainer of \$15,000 payable in common stock. Directors affiliated with a person or entity owning 10% or more of the Company's total shares outstanding could elect to receive their entire annual retainer in cash. Directors are not paid any fees for board or committee meeting attendance. The Compensation Committee has approved stock retention guidelines for non-employee directors; the target retention value is five times the value of the annual director retainer.

Name	Fees Earned or Paid in Cash (\$)	(1) Stock Awards (\$)	Total (\$)
Robert A. Alter	—	81,423	81,423
Steven A. Betts	—	96,436	96,436
Anthony L. Leggio	—	96,436	96,436
Norman J. Metcalfe	—	106,434	106,434
Geoffrey L. Stack	—	96,436	96,436
Daniel R. Tisch	—	81,423	81,423
Frederick C. Tuomi	—	29,835	29,835
Michael H. Winer	—	96,436	96,436

1. The amounts reported reflect the grant date fair value of stock awards granted in 2018 to each director. Please see Note 11, Stock Compensation Plan, to the Consolidated Financial Statements in the Company's Annual Report on Form 10-K for the fiscal year ended December 31, 2018 for additional information regarding the valuation of stock awards. The number of stock awards granted each year is determined on a quarterly basis by dividing one-fourth of the annual retainer by the closing stock price at the end of each quarter. At the end of 2018, there were no unvested outstanding equity awards for our directors.

PAY RATIO DISCLOSURE

As required by Section 953(b) of the Dodd-Frank Wall Street Reform and Consumer Protection Act, and Item 402(u) of Regulation S-K, we are providing the following information about the relationship of the annual total compensation of our President and CEO and the annual total compensation of our medium compensated employees:

The 2018 annual total compensation of the median compensated of all our employees who were employed as of December 31, 2018, other than our CEO, was \$49,656; our CEO's 2018 annual total compensation was \$2,252,946 as reflected in the Summary Compensation Table on page 50, and the ratio of these amounts was 45 to 1. The median compensated employee was identified as one of our professional staff working in our finance and accounting department.

The pay ratio reported above is a reasonable estimate calculated in a manner consistent with SEC rules based on our payroll and employment records and the methodology described below. Pay elements that were included in the annual total compensation for each employee in determining the median compensated employee were:

- Salary received in 2018
- Annual incentive payment received for performance in 2018
- Grant date fair value of stock awards granted in 2018
- Company provided vehicle and related maintenance, or auto allowance paid in 2018

This is the same approach used to determine total annual compensation of our CEO reflected in the summary compensation table.

We determined the compensation of our median employee by calculating the annual total compensation including the compensation items just described for each of our employees. We did not make any assumptions, adjustments, or estimates with respect to total cash compensation, and we did not annualize the compensation for any employee not employed for a full year. We excluded from the determination of our median compensated employee any employee that left the Company during 2018 and therefore was not employed on December 31, 2018. Based upon the compilation of this data we determined the median compensated employee as identified above.

STOCK OWNERSHIP OF CERTAIN BENEFICIAL OWNERS AND MANAGEMENT

The following table lists the stock ownership of shareholders known to the Company to be the beneficial owners of more than 5% of the shares of the Company's Common Stock outstanding as of March 26, 2019. As of March 26, 2019, we had 26,025,008 shares of Common Stock outstanding. The table also provides the stock ownership as of the same date of all directors, each NEO named in the above Summary Compensation Table, and all directors and executive officers as a group.

<u>Name and Address of Beneficial Owner</u>	<u>Amount and Nature of Beneficial Ownership (1)</u>	<u>Percent of Class (2)</u>
TowerView LLC 460 Park Avenue, 20th Floor New York, NY 10022	3,672,659(3)	14.11%
The Vanguard Group 100 Vanguard Boulevard Malvern, PA. 19355	2,494,822(4)	9.59%
Royce & Associates LP 745 Fifth Avenue New York, NY 10151	1,584,117(5)	6.09%
BlackRock Inc. 55 East 52 nd Street New York, NY 10055	1,497,835(6)	5.76%
Dimensional Fund Advisors LP Building One, 6300 Bee Cave Road Austin, TX. 78746	1,440,904(7)	5.54%
Directors		
Robert A. Alter	29,830(8)	below 1%
Steven A. Betts	20,858(8)	below 1%
Gregory S. Bielli	111,541(10)	below 1%
Jean Fuller	—	below 1%
Anthony L. Leggio	28,256(8)	below 1%
Norman J. Metcalfe	57,296(8)	below 1%
Geoffrey L. Stack	65,143(9)	below 1%
Daniel R. Tisch	4,647,198(3)	17.86%
Michael H. Winer	4,578(11)	below 1%
Executive Officers		
Michael Houston	4,549(8)	below 1%
Allen E. Lyda	133,167(9)	below 1%
Hugh F. McMahan, IV	14,917(8)	below 1%
Joseph E. Rentfro	25,729(9)	below 1%
Robert Velasquez	7,486(8)	below 1%
All executive officers and directors as a group (14 persons)	5,150,548	19.79%

(1) In each case, the named shareholder in the above table has the sole voting and investment power as to the indicated shares, except as set forth in the footnotes below, and except that all options, restricted stock, and

Table of Contents

restricted stock units are held by directors and officers individually. For purposes of this table, “beneficial ownership” is determined in accordance with Rule 13d-3 under the Exchange Act, pursuant to which a person or group of persons is deemed to have “beneficial ownership” of any shares that such person owns or has the right to acquire within 60 days. As a result, we have included in the “Amount and Nature of Beneficial Ownership” column shares of vested and unvested restricted stock granted to a beneficial owner and warrants granted to a beneficial owner. Such restricted stock has voting rights, irrespective of vesting. In addition, we have included restricted stock units that could possibly vest within 60 days of March 26, 2019, even though for any such restricted stock units shown to vest within that period, the beneficial owner would have to terminate his or her relationship with the Company.

- (2) For purposes of computing the “Percent of Class” column, any shares which such person does not currently own but has the right to acquire within 60 days of March 26, 2019 are deemed to be outstanding for the purpose of computing the percentage ownership of any person. Restricted stock is deemed outstanding, irrespective of vesting. Also included are restricted stock units that could possibly vest within 60 days of March 26, 2019, even though for any such restricted stock units shown to vest within that period, the beneficial owner would have to terminate his relationship with the Company.
- (3) TowerView LLC has sole voting power and investment power over its 3,672,659 shares of common stock shown. Mr. Tisch has dispositional and voting authority over all shares owned by TowerView LLC. Mr. Tisch also has dispositional and voting authority over 925,000 shares owned by DT Four Partners LLC and 49,539 shares owned directly. Information provided from Form 4 filed January 10, 2019.
- (4) A Schedule 13G/A filed on February 13, 2019 by The Vanguard Group (“VG”) with the SEC pursuant to the Exchange Act indicates that VG beneficially owns 2,494,822 shares. The Schedule 13G/A indicates that VG has sole power to vote 20,322 shares, shared power to vote 1,200 shares, sole power to dispose 2,475,700 shares and shared power to dispose or direct the disposition of 19,122 shares
- (5) A Schedule 13G/A filed on January 16, 2019 by Royce & Associates LP (“RA”) with the SEC pursuant to the Exchange Act indicates that RA beneficially owns 1,584,117 shares. The Schedule 13G/A and our records indicate that RA has sole power to vote, dispose or direct the voting or disposition of 1,584,117 shares.
- (6) A Schedule 13G filed on February 8, 2019 by BlackRock, Inc. (“BlackRock”) with the SEC pursuant to the Exchange Act indicates that BlackRock beneficially owns 1,497,835 shares. The Schedule 13G indicates that BlackRock has sole power to vote or dispose or direct the voting or disposition of 1,497,835 shares.
- (7) A Schedule 13G filed on February 8, 2019 by Dimensional Fund Advisors LP (“Dimensional”) with the SEC pursuant to the Exchange Act indicates that Dimensional beneficially owns 1,440,904 shares. The Schedule 13G indicates that Dimensional has sole power to vote or direct the voting of 1,327,288 shares, sole power to dispose or direct disposition of 1,440,904 shares.
- (8) The shares owned by Mr. Leggio include 28,256 shares of stock that are held in his personal investment accounts. The shares owned by Mr. Metcalfe include 18,620 shares in his personal investment accounts and 38,676 restricted stock units that could possibly vest within 60 days of March 26, 2019. The shares owned by Mr. Alter include 14,000 shares of stock in his personal investment accounts and 15,830 restricted stock units that could vest within 60 days of March 26, 2019. The shares owned by Mr. Betts include 19,553 shares of stock in his personal investment accounts and 1,305 restricted stock units that could vest within 60 days of March 26, 2019. The shares owned by Mr. McMahon include 14,197 shares that are held in his personal investment account. The 7,486 shares owned by Mr. Velasquez are held in his personal investment account. The shares owned by Mr. Houston include 4,549 shares that are held in his personal investment account.
- (9) The shares owned by Mr. Stack include 30,338 shares in his personal investment accounts and 34,805 restricted stock units that could possibly vest within 60 days of March 26, 2019. The shares owned by Mr. Lyda include 122,972 shares in his personal investment accounts and 10,195 restricted stock units that could possibly vest within 60 days of March 26, 2019. The shares owned by Mr. Rentfro include 25,729 shares in his personal investment accounts. The shares owned by each of Messrs. Stack, Lyda, and Rentfro in their personal investment accounts are held as community property concerning which the named persons and their respective spouses share voting and investment power.

[Table of Contents](#)

- (10) Mr. Bielli owns 111,541 shares in his personal investment accounts. Some of these shares are held by a family trust and the remainder are held as community property. In each case, he and his spouse share voting and investment power.
- (11) Mr. Winer retired from Third Avenue Management LLC (“TAM”) on February 28, 2018 and has had no affiliation with TAM since. As a portfolio manager of TAM, Mr. Winer was not permitted to personally own shares in the Company prior to his retirement. The shares owned by Mr. Winer include 4,578 shares of stock that are held in his personal investment accounts.

REPORT OF THE AUDIT COMMITTEE OF THE BOARD OF DIRECTORS

The Audit Committee of the Board has furnished the following report:

The Audit Committee reviewed Tejon Ranch Co.'s (the "Company's") financial reporting process on behalf of the Board of Directors (the "Board"). Management has the primary responsibility for the financial statements and the reporting process. The Company's independent auditors are responsible for expressing an opinion on the conformity of the Company's audited financial statements to generally accepted accounting principles.

In this context, the Audit Committee has reviewed and discussed with management and Ernst & Young LLP, the Company's independent registered public accounting firm, the audited financial statements included in the Company's Annual Report on Form 10-K for the year ended December 31, 2018. The Audit Committee has also discussed with Ernst & Young LLP the matters required to be discussed by applicable standards of the Public Company Accounting Oversight Board, or PCAOB. In addition, the Audit Committee has received the written disclosures and the letter from Ernst & Young LLP required by applicable requirements of the PCAOB regarding Ernst & Young LLP's communications with the Audit Committee concerning independence and has discussed with the independent auditors their independence from the Company and its management. The Audit Committee has also considered whether Ernst & Young LLP's provision of non-audit services to the Company is compatible with its independence.

Based on the reviews and discussions referred to in the preceding paragraphs, the Audit Committee recommended to the Board, and the Board has approved, that the audited financial statements be included in the Company's Annual Report on Form 10-K for the year ended December 31, 2018 for filing with the Securities and Exchange Commission.

Anthony L. Leggio (Chairman), Geoffrey L. Stack,
Michael H. Winer, and Norman J. Metcalfe
Members of the Audit Committee

OTHER MATTERS

Section 16(a) Beneficial Ownership Reporting Compliance

Section 16(a) of the Exchange Act requires the Company's directors and officers as well as and persons who beneficially own more than 10% of the Company's outstanding Common Stock, to file reports of ownership and changes in beneficial ownership of the Company's Common Stock on Form 3, Form 4, and Form 5, as appropriate, with the SEC and to furnish the Company with copies of all such Section 16(a) reports that they file. Based solely on the review of copies of such reports and amendments thereto and other information furnished to the Company, the Company believes that, during 2018, all officers, directors, and persons who beneficially own more than 10% of the Company's Common Stock complied in a timely manner with all filing requirements.

Related Person Transactions

The Board follows certain written policies and procedures developed for the review and approval of all transactions with related persons, pursuant to which the Board reviews the material facts of, and either approves or disapproves of, the Company's entry into any transaction, arrangement or relationship or any series thereof in which (i) the aggregate amount involved will or may be expected to exceed \$120,000 in any calendar year, or over the term of the contract; (ii) the Company is a participant; and (iii) any related person has or will have a direct or indirect material interest (other than solely as a result of being a director or less than 10% beneficial owner of another entity).

The Board reviews all relationships and transactions in which both the Company and any related person are participants to determine whether such related persons have a direct or indirect material interest in such transaction. A "related person" is any executive officer, director, or director nominee of the Company, or any beneficial owner of more than 5% of the Company's Common Stock, or any immediate family member of any of the foregoing. The Company discloses transactions in its proxy statements with related persons in accordance with Item 404 of Regulation S-K.

In the course of the Board's review and approval or ratification of a related party transaction, the Board considers:

- the nature of the related person's interest in the transaction;
- the material terms of the transaction, including, without limitation, the amount and type of transaction;
- the importance of the transaction to the related person;
- the importance of the transaction to the Company;
- whether the transaction would impair the judgment of a director or executive officer to act in the best interest of the Company; and
- any other matters the Board deems appropriate.

Any member of the Board who is a related person with respect to a transaction under review may not participate in the deliberation or vote respecting approval or ratification of the transaction, provided that such director may be counted in determining the presence of a quorum at a meeting that considers the transactions. There have been no related party transactions since the beginning of 2018.

Financial Information

Both the Company's Annual Report to Shareholders and the Company's Annual Report on Form 10-K (including the financial statements and financial statement schedules but without exhibits) as filed with the SEC accompany this Proxy Statement. **Both reports may be obtained without charge by calling (661) 248-3000, or by written request to the Corporate Secretary, Tejon Ranch Co., P.O. Box 1000, Tejon Ranch, California 93243.**

Notice of Internet Availability

You can now access the 2018 Annual Report to Shareholders, the 2018 Annual Report on Form 10-K, and the Proxy Statement for the 2019 Annual Meeting via the Internet at the following address: <http://materials.proxyvote.com/879080>

The enclosed information has been provided to you to enable you to cast your vote in one of three convenient ways: (1) via the Internet, (2) by telephone, or (3) by returning it in the enclosed postage-paid envelope. Whichever method you choose, you are encouraged to vote.

You can also eliminate the mailing of this information in the future by electing to receive this data through the Internet and by an email directing you to vote electronically. You can make this election as you vote your proxy via the Internet by providing your email address when prompted.

Communications with Directors

Any shareholder or other party interested in communicating with members of the Board, any of its committees, the independent directors as a group, or any of the independent directors individually may send written communications to Tejon Ranch Co., P.O. Box 1000, Tejon Ranch, California 93243, Attention: Corporate Secretary, or via the "Contact" link on the Company's web-site, www.tejonranch.com. Communications received in writing are forwarded to the Board, committee, or any individual director or directors to whom the communication is directed, unless the communication is unduly hostile, threatening, or illegal, does not reasonably relate to the Company or its business, or is similarly inappropriate. The Corporate Secretary has the authority to discard or disregard any inappropriate communications or to take other appropriate actions with respect to any such inappropriate communications.

Shareholder Proposals for 2020 Annual Meeting

Shareholder proposals to be presented at the 2020 Annual Meeting, pursuant to Rule 14a-8 under the Exchange Act, must be received by the Company no later than December 6, 2019 in order to be considered for inclusion in the Company's proxy materials for that meeting. Such proposals must be submitted in writing to the principal executive offices of the Company at the address set forth on the first page of this Proxy Statement.

In addition, the Company's Certificate of Incorporation and Bylaws require that the Company be given advance written notice of shareholders nominating for election to the Company's Board and of other matters which shareholders wish to present for action at an annual meeting of shareholders other than matters included in the Company's proxy materials in accordance with Rule 14a-8 under the Exchange Act, as discussed above, specified information be provided in connection with such proposals. The Company's Certificate of Incorporation requires that the Company be given advance written notice of shareholder nominations for election to the Company's Board and of other matters which shareholders wish to present for action at an annual meeting of shareholders (other than matters included in the Company's proxy materials in accordance with Rule 14a-8 under the Exchange Act, as discussed above). Such nomination or other proposal will be considered at the 2020 Annual Meeting only if it is delivered to or mailed and received at the principal executive offices of the Company at the address set forth on the first page of this Proxy Statement not less than 30 days nor more than 60 days prior to the meeting as originally scheduled. However, if less than 40 days' notice or prior public disclosure of the date of the meeting is given or made to the shareholders, then the notice must be received not later than the close of business on the tenth (10th) day following the day on which the Notice of Annual Meeting of Shareholders was mailed, or the public disclosure was made.

A shareholder's notice to the Secretary must set forth (i) as to the shareholder giving the notice and the beneficial owners, if any, on whose behalf the nomination or proposal is made: (A) the name and address of the shareholder, as they appear on the Company's books, and of such beneficial owner, (B) the class and number of shares of the Company which are owned beneficially and of record by such shareholder and such beneficial owner, and (C) a representation that the shareholder is a holder of record of stock of the Company entitled to vote

[Table of Contents](#)

at such meeting and intends to appear in person or by proxy at the meeting to propose such business: and (ii) as to the shareholder giving notice, or, if the nomination or proposal is made on behalf of a beneficial owner, as to the beneficial owner, and if such shareholder or beneficial owner is an entity, as to each director, executive, managing member or control person of such entity (each a “control person”): (A) the class and the number of shares beneficially owned, (B) a description of any agreement with respect to the nomination or proposal between or among the shareholder, beneficial owner or control person and any other person, (C) a description of any agreement entered into by, or on behalf of, such shareholder, beneficial owner or control person, the effect of which is to mitigate loss, manage risk or benefit from changes in the share price of any class of the Corporation’s shares, or maintain, increase or decrease the voting power of the shareholder, beneficial owner, or control person with respect to the Company’s securities: and (D) a representation whether the shareholder or beneficial owner, if any, intends or is part of a group which intends (I) to deliver a proxy statement and/or form of proxy to holders of at least the percentage of the Company’s outstanding capital stock required to approve a proposal (other than a nomination) and/or (II) otherwise to solicit proxies from shareholders in support of such proposal or nomination.

A shareholder’s notice to the Secretary regarding a nomination for election to the Company’s Board must set forth, as to each person whom the shareholder proposes to nominate for election or reelection as a director, (i) all information relating to such person that is required to be disclosed in solicitations of proxies for election of directors, or is otherwise required pursuant to the Securities Exchange Act of 1934, as amended (including such person’s written consent to being named in the proxy statement as a nominee and to serving as a director if elected), (ii) a statement as to whether a nominated person is receiving compensation, reimbursement or remuneration to be a nominee or serve as a director and, if so, disclosure of all material terms and identity of persons providing such compensation, reimbursement or remuneration, (iii) a statement by such nominee indicating a current intention to serve the full term if elected and (iv) a statement by such nominee stating whether or not the nominee has any agreement, arrangement or understanding or given a commitment or assurance to any person or entity as to how such nominee will act or vote, if elected.

A shareholder’s notice to the Secretary regarding matters other than nomination for election to the Company’s Board must set forth as to each matter the shareholder proposes to bring before the Annual Meeting: (i) a brief description of the business desired to be brought before the Annual Meeting, (ii) the text of the proposal or business (including the text of any resolutions or amendments to the Bylaws proposed for consideration), (iii) the reasons for conducting such business, and (iv) any material interest of the shareholder in such business of the shareholder and the beneficial owner, if any on whose behalf such business proposal is made.

Shareholders Sharing the Same Last Name and Address

To reduce the expense of delivering duplicate proxy materials to shareholders who may have more than one account holding the Company’s Common Stock but who share the same address, we have adopted a procedure approved by the SEC called “householding.” Under this procedure, certain shareholders of record who have the same address and last name will receive only one copy of our annual report and proxy statement that are delivered until such time as one or more of these shareholders notify us that they want to receive separate copies. This procedure reduces duplicate mailings and saves printing costs and postage fees, as well as natural resources. Shareholders who participate in householding will continue to have access to and utilize separate proxy voting instructions.

If you receive a single set of proxy materials as a result of householding, and you would like to have separate copies of our annual report and/or proxy statement mailed to you, please submit a request to our Corporate Secretary at Tejon Ranch Co., P.O. Box 1000, Tejon Ranch, California 93243, or by telephone at 661-248-3000, and we will promptly send you what you have requested. You can also contact our Corporate Secretary if you received multiple copies of the annual meeting materials and would prefer to receive a single copy in the future, or if you would like to opt out of householding for future mailings.

Other Business

Management does not know of any matter to be acted upon at the 2019 Annual Meeting other than those described above, but if any other matter properly comes before the meeting, the persons named on the enclosed proxy will vote thereon in accordance with their best judgment.

Shareholders are urged to sign and return their proxies without delay.

For the Board of Directors,

NORMAN J. METCALFE, Chairman of the Board

ALLEN E. LYDA, Chief Operating Officer, Assistant Secretary

APPENDIX A

ATTACHMENT A TO CORPORATE GOVERNANCE GUIDELINES

The Nominating and Corporate Governance Committee annually reviews the independence of all directors and reports its findings to the Board of Directors. Based upon the report and the directors' consideration, the Board of Directors determines which directors shall be deemed independent.

A director will be deemed independent if it is determined that he or she has no material relationship with the corporation, either directly or through an organization that has a material relationship with the corporation. A relationship is "material" if, in the judgment of the Board of Directors, it might reasonably be considered to interfere with the exercise of independent judgment. Ownership of stock of the corporation is not, in itself, inconsistent with a finding of independence. In addition, an Audit Committee member must also be independent within the meaning of the New York Stock Exchange's listing requirements for audit committees and the requirements set forth in Rule 10A-3 of the Securities Exchange Act of 1934, as amended, and a Compensation Committee member must also be independent within the meaning of the New York Stock Exchange's listing requirements for compensation committees. The following specific standards are utilized in determining whether a director shall be deemed independent:

- the director is not, and in the past three years has not been, an employee of Tejon Ranch Co. or any of its subsidiaries (collectively, "Tejon");
- an immediate family member of the director is not, and in the past three years has not been, employed as an executive officer of Tejon;
- neither the director nor a member of the director's immediate family is, or in the past three years has been, affiliated with or employed by Tejon's present or former (within three years) internal or external auditor;
- neither the director nor a member of the director's immediate family is, or in the past three years has been, employed as an executive officer of another company where any of Tejon's present executives serve on that company's compensation committee;
- neither the director nor a member of the director's immediate family receives or has received more than \$120,000 per year in direct compensation from Tejon in the past three years, other than director and committee fees and pensions or other forms of deferred compensation for prior services (provided such compensation is not contingent in any way on continued service);
- (a) the director is not a current partner or employee of a firm that is Tejon's internal or external auditor; (b) the director does not have an immediate family member who is a current partner of such a firm; (c) the director does not have an immediate family member who is a current employee of such a firm and personally works on the listed company's audit; or (d) the director or an immediate family member was not within the last three years a partner or employee of such a firm and personally worked on Tejon's audit within that time;
- the director is not, nor are any of the director's immediate family members, currently an executive officer of a company that makes payments to, or receives payments from, Tejon for property or services in an amount which, in any of the last three fiscal years, exceeds the greater of \$1 million or 2% of such other company's consolidated gross revenues.

For purposes of this Attachment A, an "immediate family member" means a person's spouse, parents, children, siblings, mothers- and fathers-in-law, sons- and daughters-in-law, brothers- and sisters-in-law, and anyone (other than an employee) who shares such person's home.

Tejon Ranch Co.



000004

ENDORSEMENT_LINE _____ SACKPACK _____



MR A SAMPLE
DESIGNATION (IF ANY)
ADD 1
ADD 2
ADD 3
ADD 4
ADD 5
ADD 6



C123456789

00000000.000000 ext 00000000.000000 ext
00000000.000000 ext 00000000.000000 ext
00000000.000000 ext 00000000.000000 ext

Your vote matters - here's how to vote!

You may vote online or by phone instead of mailing this card.



Votes submitted electronically must be received by 11:59 pm Eastern Time on May 14, 2019.



Online
Go to www.investorvote.com/TRC or scan the QR code - login details are located in the shaded bar below.



Phone
Call toll free 1-800-652-VOTE (8683) within the USA, US territories and Canada.



Save paper, time and money!
Sign up for electronic delivery at www.investorvote.com/TRC

Using a black ink pen, mark your votes with an X as shown in this example. Please do not write outside the designated areas.



2019 Annual Meeting Proxy Card

1234 5678 9012 345

IF VOTING BY MAIL, SIGN, DETACH AND RETURN THE BOTTOM PORTION IN THE ENCLOSED ENVELOPE.

A Proposals - The Board of Directors recommend a vote FOR all the nominees listed and FOR Proposals 2 and 3.

1. Election of Directors:

01 - Steven A. Betts For Withhold 02 - Daniel R. Tisch For Withhold

2. Ratification of appointment of Deloitte & Touche LLP as the Company's independent registered public accounting firm for fiscal year 2019

For Against Abstain

3. Advisory vote to approve named executive officer compensation

For Against Abstain

4. To transact such other business as may properly come before the meeting or any adjournment thereof

B Authorized Signatures - This section must be completed for your vote to count. Please date and sign below.

Please sign exactly as name(s) appear(s) hereon. Joint owners should each sign. When signing as attorney, executor, administrator, corporate officer, trustee, guardian, or custodian, please give full title.

Date (mm/dd/yyyy) - Please print date below.

Signature box for date

Signature 1 - Please keep signature within the box.

Signature box 1

Signature 2 - Please keep signature within the box.

Signature box 2



C 1234567890

J N T

2 2 B V 4 1 5 3 7 9

MR A SAMPLE (THIS AREA IS SET UP TO ACCOMMODATE 140 CHARACTERS) MR A SAMPLE AND MR A SAMPLE AND MR A SAMPLE AND MR A SAMPLE AND MR A SAMPLE AND MR A SAMPLE AND MR A SAMPLE AND MR A SAMPLE AND MR A SAMPLE AND MR A SAMPLE AND

2019 Annual Meeting Admission Ticket

2019 Annual Meeting of Tejon Ranch Co. Shareholders

May 15, 2019, 9:00 am PST
Balboa Bay Resort
1221 West Coast Highway
Newport Beach, CA 92663

Upon arrival, please present this admission ticket and government-issued photo identification at the registration desk.

Important Notice Regarding the Availability of Proxy Materials for the Annual Meeting of Shareholders To Be Held on May 15, 2019.
The materials are available at: www.edocumentview.com/TRC

	<p>Small steps make an impact.</p> <p>Help the environment by consenting to receive electronic delivery, sign up at www.investorvote.com/TRC</p>	
---	--	---

▼ IF VOTING BY MAIL, SIGN, DETACH AND RETURN THE BOTTOM PORTION IN THE ENCLOSED ENVELOPE. ▼

Tejon Ranch Co. +

Notice of 2019 Annual Meeting of Shareholders

Proxy Solicited by Board of Directors for Annual Meeting – May 15, 2019

The undersigned hereby appoints Norman J. Metcalfe and Gregory S. Bielli, and each of them, with power to act without the other and with power of substitution, as proxies and attorneys-in-fact and hereby authorizes them to represent and vote, as provided on the other side, all the shares of Tejon Ranch Co. Common Stock which the undersigned is entitled to vote, and, in their discretion, to vote upon such other business as may properly come before the 2019 Annual Meeting of Shareholders of the Company to be held May 15, 2019 or at any adjournment or postponement thereof, with all powers which the undersigned would possess if present at the 2019 Annual Meeting.

This proxy, when properly executed, will be voted in the manner directed by the undersigned. If no such directions are made, this proxy will be voted FOR the election of each of the nominees listed in Proposal 1 and FOR Proposals 2 and 3. If any other matters properly come before the 2019 Annual Meeting, the person named in this proxy will vote on such matters in their discretion.

(Items to be voted appear on reverse side)

C Non-Voting Items	
Change of Address – Please print new address below.	Comments – Please print your comments below.
<input type="text"/>	<input type="text"/>

